

# etnica

## Evolution

### **AUTOMATIC PID**

2 gr Touch screen

preinfusion and extraction Flow-Time graph

*Developed in the evolution of the Etnica TT, maintaining the iconic design appreciated throughout the world, it blends consolidated classic technical concepts with innovative technology obtaining very high performance.*

Very high control of preinfusion and dispensing

Precision and reliability of temperature and pressure

Energy saving

Ease of maintenance



**High performance micro controllers:** with the use of high performance control and management processors, both on the power board and on the display board, to manage, control and display coffee brewing parameters.

**Preinfusion and coffee dose programming:** programming of the preinfusion time and the overall volume of the doses, for each single selection and for each group.

**Displays of the dispensing status:** using the **touch screen**, the quantity of water and its time both in preinfusion and dispensing are displayed in real time. For coffee roasters and professional baristas it is also possible to view a real time **Flow-Time graph** (FLOW RATE) that traces the profile of the preinfusion and dispensing flow of coffee spaced over time.



REAL TIME WATER FLOW

**Boiler steam pressure management:** the boiler pressure is controlled via a **high-precision pressure transducer** which allows adjustment of the boiler temperature with a greater adjustment range. The transducer is supported by an **NTC probe** to provide additional safety and continuity in addition to detecting the temperature in the boiler and can also control it in the event of the pressure transducer not working. The precision and speed of repetition of the readings of the pressure values leads to a stability and reactivity of the thermal of the machine as the pressure of the boiler varies by a few hundredths of a bar which is equivalent to a very limited thermal oscillation of approximately **0,2°C compared to at 3,5°C** of a machine with a traditional thermoregulation system with an electromechanical pressure switch in which during thermal maintenance, pressure variations of the order of 0.2 bar occur. With this pressure control, the thermal stability is maximized even during intensive use, significantly increasing the thermal capacity.

**Energy saving:** during all stand-by thanks to the **independent electronic control of each one of 3 legs of the heating element**, where the **consumption drops to 1400 watt from a peak of 4200 watt**. Moreover equipped with a **certified 10mm thick insulation** for further energy saving.

**Easier technical maintenance through:** **pull-out holder** containing all the electrical and electronic control; **intuitive and tidy named wiring**; **manual boiler water filling** for manual use; **possibility of replacing the water inlet solenoid valve** in the boiler.



BEST SELLER

TECHNICAL FEATURES	AUTOMATIC	
	2gr	3gr
Espresso coffee and cappuccino machine with thermosiphonic system, pressure transducer and temperature probe		
E 61 brewing groups (filter holder Ø 58 mm) with 1 <b>PURGE</b> button per group	●	●
Body of stainless steel AISI 304. Finishing of transparent methacrylate	●	●
Copper boiler with certified 10mm thick insulation with tap for manual discharge, copper pipes and brass pipe fittings	●	●
Mixed hot water outlet	●	●
High-precision pressure transducer and temperature probe (NTC probe)	●	●
Single gauge for pump pressure	●	●
<b>Manual and automatic</b> boiler water loading	●	●
Programmable portion control / Single group cleaning	●	●
Built-in RPM motor pump with <b>AIR</b> cooling / Fluid-o-Tech <b>200 L/h</b> rotary pump	●	●
Waterproof silicone touchpad for each group with 21 mm diam. pushbuttons: 4 volumetric metering selections programmable from the touchpad directly, 1 programming/hot water button and 1 PURGE button	●	●
3 luminous electromechanical buttons: <b>2 for manual coffee brewing and 1 for manual water dispensing</b>	●	●
3 luminous electromechanical buttons to switch ON/OFF: the machine, all LED lights and the electric cup heater	●	●
LED indicator for boiler water level (filling - level reached - timeout)	●	●
Glass tube for boiler water level	●	●
Serial interface for external connection to the cash register	●	●
2 multidirectional stainless steel steam wands with manual control from the <b>joystick taps</b>	●	●
1 multidirectional stainless steel hot water wand with manual control from its dedicated button	●	●

TOUCH SCREEN DISPLAY	After turning on the machine displays the functional test and malfunction notice.	
<b>The Barista can view:</b> operating status of the 3 independent legs of the heating element, Chrono (the quantity of water and its time both in preinfusion and dispensing are displayed in real time), flow-time graph FLOW RATE (it traces the profile of the preinfusion and dispensing flow of coffee spaced over time). These parameters are also displayed with simultaneous dispensing from each group.		
<b>The Barista can set and view:</b> date, time, day of the week, auto ON/OFF, day off, language, cup warmer temperature, change barista password, counters page and the malfunction/alarm notifications.		
<b>If enabled from the Technician the Barista can set:</b> consumption management through the 3 elements of the heating element, boiler temperature and pressure, programming coffee and hot water doses group 1 and 2, programming preinfusion group 1 and 2.		
<b>The Technician can set:</b> water sensitivity, service cycles, water filter, load with coffee, filling up timeout, temperature units, economy timeout, brewing page, ON/OFF touchpad buttons LED lights idle, change technician password (and all the other barista's settings).		
<b>The Technician can enable or disable:</b> power limitation, dose programming setpoint, preinfusion setpoint group 1 and 2, boiler temperature and pressure setpoint.		

OPTIONAL ON DEMAND		
<b>Flanged</b> boiler of copper with certified 10 mm thick insulation with tap for manual discharge	●	●
<b>Frame entirely in stainless steel AISI 304</b>	●	●
Front panel of pure polished super-mirror stainless steel AISI 304.	●	●
<b>LED</b> cup lighting	●	●
Nut wood kit: filter holders and knobs	●	●
<b>Color options and aesthetic customisation</b>	●	●

TECHNICAL DATA		2 gr	3 gr
Voltage/Power	220 - 240 V (1F)	4200 W	5500 W
	380 - 415 V (3F)	4200 W	5500 W
Frequency	Hz	50 - 60	
Boiler	Lt	12,5 / 13 (flanged)	18,9 / 19,4 (flanged)
Width	mm	740 - 762	980 - 1000
Depth	mm	590	
Height	mm	540	
Net weight	Kg	83 - 84,5	105 - 106,5



2gr Automatic **PID** display  
full optional



3gr Automatic **PID** display  
full optional



With a new small additional side panel (optional) Etnica Evolution is available in the same different finishes as the Etnica display TT, also combined with each other. Basic model always with satin steel sides with transparent methacrylate and satin steel back panel. Painting: sides and/or back panel in satin steel or matt painted white, black, blue Tiffany, rust brown, copper. Finishing: nut wood sides or Limited Edition sides (super-mirror steel with satined texture).



All finishings can have LED light or different colour methacrylate outlines: black, white, green, red, yellow, orange, blue, violet. (Nut sides don't have methacrylate). Filter holders (black standard) are also available white or nut wood while tap knobs (black standard) are also available in nut wood.

We are able to evaluate any kind of combination among our finishings.

**satin steel sides**  
**transparent methacrylate**



**satin steel back**  
**satin steel sides**  
**transparent methacrylate**



**satin steel sides**  
**black methacrylate**



**satin steel sides**  
**white methacrylate**



satin steel sides  
green methacrylate



satin steel sides  
red methacrylate



**satin steel sides**  
**yellow methacrylate**



**satin steel sides**  
**orange methacrylate**



satin steel sides  
blue methacrylate



satin steel sides  
violet methacrylate



## SATIN STEEL + LED LIGHT sides

AUTOMATIC PID  
2 gr Touch screen

With LED back light satin methacrylate outlines.

These outlines are also available with all other aesthetic optional (except for nut wood sides): satin steel sides, other painted sides and Limited Edition sides (super-mirror steel with satined texture).



Optional:  
lighting cup's LED

Limited Edition sides  
transparent methacrylate



satin steel back  
Limited Edition sides  
transparent methacrylate



Limited Edition sides  
black methacrylate



Limited Edition sides  
white methacrylate




Limited Edition sides  
green methacrylate



Limited Edition sides  
red methacrylate



Limited Edition sides  
yellow methacrylate



Limited Edition sides  
orange methacrylate



Limited Edition sides  
blue methacrylate



Limited Edition sides  
violet methacrylate



# LIMITED EDITION + LED LIGHT sides

AUTOMATIC PID  
2 gr Touch screen

With LED back light satin methacrylate outlines.

These outlines are also available with all other aesthetic optional (except for nut wood sides): satin steel sides, other painted sides and Limited Edition sides (super-mirror steel with satined texture).



Optional:  
lighting cup's LED

steel painted **black** sides  
**transparent** methacrylate



**satin** steel back  
steel painted **black** sides  
**transparent** methacrylate



steel painted **black** back  
steel painted **black** sides  
**transparent** methacrylate



steel painted **black** sides  
**black** methacrylate



steel painted **black** sides  
**white** methacrylate



steel painted **black** sides  
**green** methacrylate



steel painted **black** sides  
**red** methacrylate



steel painted **black** sides  
**yellow** methacrylate



steel painted **black** sides  
**orange** methacrylate



steel painted **black** sides  
**blue** methacrylate



steel painted **black** sides  
**violet** methacrylate



## BLACK + LED LIGHT sides

AUTOMATIC PID  
2 gr Touch screen

With LED back light satin methacrylate outlines.

These outlines are also available with all other aesthetic optional (except for nut wood sides): satin steel sides, other painted sides and Limited Edition sides (super-mirror steel with satined texture).



Optional:  
lighting cup's LED

steel painted **white** sides  
**transparent** methacrylate  
**white** handles



**satin** steel back  
steel painted **white** sides  
**transparent** methacrylate



steel painted **white** back  
steel painted **white** sides  
**transparent** methacrylate



steel painted **white** sides  
**black** methacrylate  
**white** handles



steel painted **white** sides  
**white** methacrylate  
**white** handles



steel painted **white** sides  
**green** methacrylate  
**white** handles



steel painted **white** sides  
**red** methacrylate  
**white** handles



steel painted **white** sides  
**yellow** methacrylate  
**white** handles



steel painted **white** sides  
**orange** methacrylate  
**white** handles



steel painted **white** sides  
**blue** methacrylate  
**white** handles



steel painted **white** sides  
**violet** methacrylate  
**white** handles



## WHITE + LED LIGHT sides

AUTOMATIC PID  
2 gr Touch screen

With LED back light satin methacrylate outlines.

These outlines are also available with all other aesthetic optional (except for nut wood sides): satin steel sides, other painted sides and Limited Edition sides (super-mirror steel with satined texture).



Optional:  
white handles,  
lighting cup's LED

steel painted **copper** sides  
**transparent** methacrylate



**satin** steel back  
steel painted **copper** sides  
**transparent** methacrylate



steel painted **copper** back  
steel painted **copper** sides  
**transparent** methacrylate



steel painted **copper** sides  
**black** methacrylate



steel painted **copper** sides  
**white** methacrylate



steel painted **copper** sides  
**green** methacrylate



steel painted **copper** sides  
**red** methacrylate



steel painted **copper** sides  
**yellow** methacrylate



steel painted **copper** sides  
**orange** methacrylate



steel painted **copper** sides  
**blue** methacrylate



steel painted **copper** sides  
**violet** methacrylate



## COPPER + LED LIGHT sides

AUTOMATIC PID  
2 gr Touch screen

With LED back light satin methacrylate outlines.

These outlines are also available with all other aesthetic optional (except for nut wood sides): satin steel sides, other painted sides and Limited Edition sides (super-mirror steel with satined texture).



Optional:  
lighting cup's LED

steel painted **blue tiffany** sides  
**transparent** methacrylate  
**white** handles



**satin** steel back  
steel painted  
**blue Tiffany** sides  
**transparent** methacrylate



steel painted  
**blue Tiffany** back  
steel painted  
**blue Tiffany** sides  
**transparent** methacrylate



steel painted **blue Tiffany** sides  
**black** methacrylate  
**white** handles



steel painted **blue Tiffany** sides  
**white** methacrylate  
**white** handles



steel painted **blue Tiffany** sides  
**green** methacrylate  
**white** handles



steel painted **blue Tiffany** sides  
**red** methacrylate  
**white** handles



steel painted **blue Tiffany** sides  
**yellow** methacrylate  
**white** handles



steel painted **blue Tiffany** sides  
**orange** methacrylate  
**white** handles



steel painted **blue Tiffany** sides  
**blue** methacrylate  
**white** handles



steel painted **blue Tiffany** sides  
**violet** methacrylate  
**white** handles



# BLUE TIFFANY + LED LIGHT sides

AUTOMATIC PID  
2 gr Touch screen

With LED back light satin methacrylate outlines.

These outlines are also available with all other aesthetic optional (except for nut wood sides): satin steel sides, other painted sides and Limited Edition sides (super-mirror steel with satined texture).



Optional:  
white handles,  
lighting cup's LED

steel painted **rust brown** sides  
**transparent** methacrylate



**satin** steel back

steel painted  
**rust brown** sides

**transparent** methacrylate



steel painted  
**rust brown** back

steel painted  
**rust brown** sides

**transparent** methacrylate



steel painted **rust brown** sides  
**black** methacrylate



steel painted **rust brown** sides  
**white** methacrylate



steel painted **rust brown** sides  
**green** methacrylate



steel painted **rust brown** sides  
**red** methacrylate



steel painted **rust brown** sides  
**yellow** methacrylate



steel painted **rust brown** sides  
**orange** methacrylate



steel painted **rust brown** sides  
**blue** methacrylate



steel painted **rust brown** sides  
**violet** methacrylate



# RUST BROWN + LED LIGHT sides

AUTOMATIC PID  
2 gr Touch screen

With LED back light satin methacrylate outlines.

These outlines are also available with all other aesthetic optional (except for nut wood sides): satin steel sides, other painted sides and Limited Edition sides (super-mirror steel with satined texture).



Optional:  
lighting cup's LED

nut wood sides  
nut wood kit



satin steel back  
nut wood sides



# ALL BLACK

AUTOMATIC PID

2 gr Touch screen

Also available with all other aesthetic optional: painted steel sides and/or back white, black, rust brown, blue Tiffany, copper, Limited Edition sides (super-mirror steel with satined texture), nut wood sides.

All finishings can have many different colour methacrylate outlines: black, white, green, red, yellow, orange, blue, violet. (Nut sides don't have methacrylate).



BEST  
SELLER



Optional:  
lighting cup's LED

All black  
transparent methacrylate



All black back  
transparent methacrylate



All black  
black methacrylate



All black  
white methacrylate



All black  
green methacrylate



All black  
red methacrylate



All black  
yellow methacrylate



All black  
orange methacrylate



All black  
blue methacrylate



All black  
violet methacrylate



# ALL BLACK + LED LIGHT sides

AUTOMATIC PID  
2 gr Touch screen

With LED back light satin methacrylate outlines.

These outlines are also available with all other aesthetic optional (except for nut wood sides): satin steel sides, other painted sides and Limited Edition sides (super-mirror steel with satined texture).



BEST  
SELLER

Optional:  
lighting cup's LED

# ALL WHITE

AUTOMATIC PID

2 gr Touch screen

Also available with all other aesthetic optional: painted steel sides and/or back white, black, rust brown, blue Tiffany, copper, Limited Edition sides (super-mirror steel with satined texture), nut wood sides.

All finishings can have many different colour methacrylate outlines: black, white, green, red, yellow, orange, blue, violet. (Nut sides don't have methacrylate).



Optional:  
lighting cup's LED

All white  
transparent methacrylate



All white back  
transparent methacrylate



All white  
black methacrylate



All white  
white methacrylate



All white  
green methacrylate



All white  
red methacrylate



All white  
yellow methacrylate



All white  
orange methacrylate



All white  
blue methacrylate



All white  
violet methacrylate



## ALL WHITE + LED LIGHT sides

AUTOMATIC PID  
2 gr Touch screen

With LED back light satin methacrylate outlines.

These outlines are also available with all other aesthetic optional (except for nut wood sides): satin steel sides, other painted sides and Limited Edition sides (super-mirror steel with satined texture).



Optional:  
lighting cup's LED

# ALL COPPER

AUTOMATIC PID  
2 gr Touch screen

Also available with all other aesthetic optional: painted steel sides and/or back white, black, rust brown, blue Tiffany, copper, Limited Edition sides (super-mirror steel with satined texture), nut wood sides.

All finishings can have many different colour methacrylate outlines: black, white, green, red, yellow, orange, blue, violet. (Nut sides don't have methacrylate).



Optional:  
lighting cup's LED

All copper  
transparent methacrylate



All copper back  
transparent methacrylate



All copper  
black methacrylate



All copper  
white methacrylate



All copper  
green methacrylate



All copper  
red methacrylate



All copper  
yellow methacrylate



All copper  
orange methacrylate



All copper  
blue methacrylate



All copper  
violet methacrylate



## ALL COPPER + LED LIGHT sides

AUTOMATIC PID  
2 gr Touch screen

With LED back light satin methacrylate outlines.

These outlines are also available with all other aesthetic optional (except for nut wood sides): satin steel sides, other painted sides and Limited Edition sides (super-mirror steel with satined texture).



Optional:  
lighting cup's LED

# ALL BLUE TIFFANY

AUTOMATIC PID  
2 gr Touch screen

Also available with all other aesthetic optional: painted steel sides and/or back white, black, rust brown, blue Tiffany, copper, Limited Edition sides (super-mirror steel with satined texture), nut wood sides.

All finishings can have many different colour methacrylate outlines: black, white, green, red, yellow, orange, blue, violet. (Nut sides don't have methacrylate).



Optional:  
lighting cup's LED

All blue Tiffany  
transparent methacrylate



All blue Tiffany back  
transparent methacrylate



All blue Tiffany  
black methacrylate



All blue Tiffany  
white methacrylate



All blue Tiffany  
green methacrylate



All blue Tiffany  
red methacrylate



All blue Tiffany  
yellow methacrylate



All blue Tiffany  
orange methacrylate



All blue Tiffany  
blue methacrylate



All blue Tiffany  
violet methacrylate



# ALL BLUE TIFFANY + LED LIGHT sides

AUTOMATIC PID  
2 gr Touch screen

With LED back light satin methacrylate outlines.

These outlines are also available with all other aesthetic optional (except for nut wood sides): satin steel sides, other painted sides and Limited Edition sides (super-mirror steel with satined texture).



Optional:  
lighting cup's LED

# ALL RUST BROWN

AUTOMATIC PID

2 gr Touch screen

Also available with all other aesthetic optional: painted steel sides and/or back white, black, rust brown, blue Tiffany, copper, Limited Edition sides (super-mirror steel with satined texture), nut wood sides.

All finishings can have many different colour methacrylate outlines: black, white, green, red, yellow, orange, blue, violet. (Nut sides don't have methacrylate).



Optional:  
lighting cup's LED

All rust brown  
transparent methacrylate



All rust brown back  
transparent methacrylate



All rust brown  
black methacrylate



All rust brown  
white methacrylate



All rust brown  
green methacrylate



All rust brown  
red methacrylate



All rust brown  
yellow methacrylate



All rust brown  
orange methacrylate



All rust brown  
blue methacrylate



All rust brown  
violet methacrylate




# ALL RUST BROWN + LED LIGHT sides

AUTOMATIC PID  
2 gr Touch screen

With LED back light satin methacrylate outlines.

These outlines are also available with all other aesthetic optional (except for nut wood sides): satin steel sides, other painted sides and Limited Edition sides (super-mirror steel with satined texture).




Optional:  
lighting cup's LED

## Aesthetic & Logo customisation

We are able to evaluate any kind of customisation about logos, materials and paints.



74 cm



9 cm

17 cm

HUDSONS™  
coffee

4.5 cm

23.5 cm

CENTER

45.5 cm

