



Strumenti per l'Espresso

Since 2006 100% made in Italy High Quality professional and traditional espresso coffee machines single copper boiler with thermosyphonic supply system with E61 groups.

Today more than ever we are sure that the artisanal craftsmanship production of traditional machines is the right philosophy as a single boiler machine conceived with the right skills (extraction and steam) performs as well as multi boiler machines or richer in electronic content but more stable, reliable, easier to use and less demanding as far as maintenance is concerned.



Strumenti per l'Espresso

100% made in Italy

Why "Strumenti per l'Espresso" Instruments for Espresso

Orchestrale was born as homage to the historical and indivisible bond between the great cultures of coffee and music, with a special tribute to the user of espresso coffee machines.

As in our Logo we like to see the Barista like an orchestra Conductor (Maestro) with his coffee beans notes on the 5 lines stave on his background which are the symphony (blend) he has chosen!

- CRAFTMANSHIP
- HIGH QUALITY
- CONSISTENCY
- RELIABILITY
- CUSTOMISATION
- AESTHETIC VARIETIES



"Behind the wheel I think of my next stop, the next service centre, the customary break during long trips to have a coffee, hopefully made on an Italian machine.

At last I spot a bar and with my mind still far away I open the door and find myself amid a clamour of voices that startle me back to reality.

I head for the bar where a small group of persons is quietly, almost ceremoniously, waiting in two orderly queues.

I look at the barista and all at once, as if by magic, the noisy bustle turns into an opera of orchestrated sounds, gestures, actions, rhythmic humming and whirring...

I'm rapt by this ritual performed by a man, clearly unperturbed by what's happening behind him, who manages to turn the humdrum of daily routine into a melodic work of art.

The coffee machine he uses is Italian, with a classic eye-catching design and metal parts that gleam like polished wind instruments. It's very high-tech but seems to have a soul and like an old violin its notes evoke the sounds of days gone by.

I'll never forget that sound because it made the clamour disappear forever...

*a passionate barista... the greatest conductor,
a special coffee... the best composition,
an Italian coffee machine... the finest orchestra!"*

M.B.



The Collection



So we'd like you to play our coffee machines just like playing musical instruments!



Radiofonica Aut / Manual
2 gr



Etnica display TT Aut
2 gr • 3 gr



Etnica Evolution Aut 2 gr **PID** Touch screen
preinfusion and extraction Flow-Time graph
2 gr • 3 gr



Nota Manual
1 gr Classic • 1gr Thermo PID



Etnica and Phonica Aut / Sem
1 gr **PID** display • 2 gr compact • 2 gr • 2 gr **GAS** • 3 gr



radiofonica

AUTOMATIC • MANUAL (Levetta)

2 gr

Radiofonica is inspired by the radio orchestra (orchestra radiofonica) born a century ago to allow many people to listen the real orchestras that could not attend live. Radiofonica is born with the same spirit as a traditional machine that wants to give many people all around the World the possibility to enjoy the best traditional coffee extraction in the simplest and easiest way.



AUTOMATIC

2 gr

Automatic with two raised E61 brewing groups, with purge button (1 per group) and waterproof silicone pushbuttons diam. 16mm., joystick taps, programmable portion control, single group washing, dual gauges for (11,5 litres) boiler and pump pressure, professional sized rotary pump (200 l/h), automatic boiler water loading, motor pump with air cooling, boiler of copper with tap for manual discharge, pipes of copper and pipe fittings of brass, bulb capillary thermostat for heating element protection, frame of satined stainless steel AISI 304 painted in different standard matt color options: white, black, blue Tiffany, rust brown, copper.

Optional: alphaneric display, digit chrono, lighting cup's LED, white filter holders for 1 and 2 cups, nut wood kit (filter holders and knobs), color and aesthetic customisation.



white

copper

rust brown

black



**BEST
SELLER**

Optional:
lighting cup's LED,
alphaneric display

TECHNICAL FEATURES	AUTOMATIC
Espresso coffee and cappuccino machine with thermosiphonic system	2gr
E 61 brewing groups (filter holder Ø 58 mm) with 1 purge button per group	•
Body of satined stainless steel AISI 304	•
Boiler of copper with tap for manual discharge, pipes of copper and pipe fittings of brass	•
Dual gauges for boiler and pump pressure	•
Automatic boiler water loading	•
Programmable portion control / Single group washing	•
Built-in RPM motor pump with AIR cooling / Fluid-o-Tech rotary pump	•
Touchpad for each group with pilot lights for activated brewing buttons: 4 volumetric metering selections programmable from the touchpad directly, 1 programming button and 1 hot water button	•
LED lights on the back panel	•
Glass tube for boiler water level	•
2 multidirectional stainless steel steam wands with manual control from the joystick taps	•
1 multidirectional stainless steel hot water wand with manual control from its dedicated button on the touchpad	•

OPTIONAL ON DEMAND	
Alphanumeric Display	•
Digit Chrono	•
Lighting cup's LED	•
White filter holders for 1 and 2 cups	•
Nut wood kit: filter holders and knobs	•
Color options and aesthetic customisation	•

ALPHAMERIC DISPLAY After the switch-on it displays the functional test. It displays boiler filling also when the boiler refills.
When the machine is in use, after the functional test the alphanumeric display shows always hour.

allows to plan/program:

CLOCK SETUP, AUTO ON/OFF, WORKING DAYS, DELIVERY TEST CRONO, DOSE SETTING, NUMBER OF COFFEES, REGENERATION SOFTNER, SERVICE, WASHING GROUP IN PROGRESS, LANGUAGE, NAME OF COMPANY, SERVICE PHONE, CHRONO FUNCTION, LED IDLE, KEYBOARD TYPE, FILLING UP + COFFEE, CONTINUOUS KEY, PREINFUSION SINGLE, PROBE SENSITIVITY, FILLING UP TIME-OUT

allows to display:

COUNTER LITERS, TOTAL COFFEES

TECHNICAL DATA		2 gr
Voltage/Power	220 - 240 V (1F) / 400 V (3F)	3900 W
Frequency	Hz	50 - 60
Boiler	Lt	11,5
Length	mm	720
Width	mm	505
Height	mm	520
Net weight	Kg	78



Basic
with 1 purge button per group



Digit Chrono




Alphameric Display

ALL BLACK

AUTOMATIC

2 gr



BEST
SELLER

Optional:
alphanumeric display, lighting cup's LED,
nut wood kit (knobs and filter holders)

ALL WHITE

AUTOMATIC

2 gr



BEST
SELLER

Optional:
alphanumeric display, lighting cup's LED,
nut wood kit (knobs and filter holders)

Radiofonica "L" manual with E 61 "Levetta" (lever) brewing groups, has the same features of Radiofonica automatic except for: groups without lever, joystick taps, glass tube for boiler water level and the second multidirectional stainless steel steam wand.

So it is available with two E 61 raised brewing groups with lever, dual gauges for (11,5 litres) boiler and pump pressure, automatic boiler water loading, motor pump with air cooling, boiler of copper with tap for manual discharge, pipes of copper and pipe fittings of brass, frame of satined stainless steel AISI 304 and painted in different standard color options: white, black, rust brown, blue Tiffany, copper.

Optional: white filter holders for 1 and 2 cups, nut wood kit (filter holders, knobs and levers), color and aesthetic customisation.

white



copper



rust brown



black



TECHNICAL FEATURES	MANUAL
Espresso coffee and cappuccino machine with thermosiphonic system	2gr
E 61 "Levetta" (lever) brewing raised groups (filter holder Ø 58 mm) with manual pre-infusion for the best coffee brewing	•
Frame of satined stainless steel AISI 304	•
Boiler of copper with tap for manual discharge, pipes of copper and pipe fittings of brass	•
Dual gauges for boiler and pump pressure	•
Automatic boiler water loading	•
Built-in RPM motor pump with AIR cooling / Fluid-o-Tech rotary pump	•
LED lights on the back panel	•
1 multidirectional stainless steel steam wand with manual control from the tap knob	•
1 multidirectional stainless steel hot water wand with manual control from the tap knob	•

OPTIONAL ON DEMAND	
White filter holders for 1 and 2 cups	•
Nut wood kit: filter holders, knobs and levers	•
Color options and aesthetic customisation	•

TECHNICAL DATA		2 gr
Voltage/Power	220 - 240 V (1F) / 400 V (3F)	3900 W
Frequency	Hz	50 - 60
Boiler	Lt	11,5
Length	mm	720
Width	mm	505
Height	mm	520
Net weight	Kg	78




2gr Manual with Levetta

ALL BLACK

MANUAL

2 gr





Optional:
nut wood kit
(knobs and filter holders)

ALL WHITE

MANUAL

2 gr



Optional:
nut wood kit
(knobs and filter holders)

etnica Display

AUTOMATIC 2 gr • 3 gr

It is the top of the range and an evolution of the model Etnica.

Automatic, with covered groups and display, it represent the indivisible bond between modern and ancient, where the future is son of history and the most modern technology matches with sounds and past time.

etnica Display **TT**

AUTOMATIC 2 gr • 3 gr

Etnica display TT (Top Touchpad) is the evolution of Etnica display available with touchpad above the groups and taps with joystick.



Etnica display and Etnica display TT are available automatic with normal and raised E61 brewing groups as well (2 gr. and 3 gr.) with programmable portion control, single group washing, dual gauges for boiler and pump pressure, manual and automatic boiler water loading, motor pump with water cooling, electric cup heater (with ON/OFF switch) with programmable working temperature, flanged boiler of copper with tap for manual discharge, pipes of copper and pipe fittings of brass, frame of pure polished super-mirror and satined stainless steel AISI 304 finished of methacrylate.

The alphanumeric display allows to plan/program: clock setup, auto on/off, working days, delivery test crono, cup heater, autosteamer, regeneration softner, change password, preinfusion single, washing group in progress, maintenance and language;
allows to display: counter liters, doser alarm, total coffees and boiler pressure. *(Detailed information in the technical sheet).*

Optional: electronic injection autosteamer, lighting cup's LED, mixed hot water outlet, external motor pump (air cooling), raised brewing groups, cappuccino maker/milk frothing wand, serial interface for external connection to the cash register, white filter holders for 1 and 2 cups, nut wood kit (filter holders and knobs), color options and aesthetic customisation possibilities of Etnica.

Etnica display TT (Top Touchpad) is the evolution of Etnica display available with touchpad above the groups and joystick taps.

AUTOMATIC
2 gr • 3 gr



BEST
SELLER

Optional:
lighting cup's LED, electronic injection autosteamer

TECHNICAL FEATURES	AUTOMATIC	
	2gr	3gr
Espresso coffee and cappuccino machine with thermosiphonic system	•	•
E 61 brewing groups (filter holder Ø 58 mm)	•	•
Frame of pure polished super-mirror and satined stainless steel AISI 304. Finishing of transparent methacrylate	•	•
Flanged boiler of copper with tap for manual discharge, pipes of copper and pipe fittings of brass	•	•
Dual gauges for boiler and pump pressure	•	•
Manual and automatic boiler water loading	•	•
Programmable portion control / Single group washing	•	•
Built-in RPM motor pump with WATER cooling / Fluid-o-Tech rotary pump	•	•
Touchpad for each group with pilot lights for activated brewing buttons:	•	•
6 volumetric metering selections programmable from the touchpad directly and 1 programming button	•	•
1 electromechanical button for every group for brewing choice (only for 2 groups in the 3 groups version)	•	•
Indicator to inform that machine and cup heater are ON	•	•
LED lights on the back panel (with ON/OFF switch)	•	•
Electric cup heater (with ON/OFF switch) with programmable working temperature	•	•
Glass tube for boiler water level	•	•
2 multidirectional stainless steel steam wands with manual control from the tap knobs	•	•
1 multidirectional stainless steel hot water wand with manual control from its dedicated button	•	•
ALPHAMERIC DISPLAY After the switch-on it displays the functional test and malfunction notice, boiler filling, filling timeout. It displays boiler filling also when the boiler refills. When the machine is in use, after the functional test the alphameric display shows always the boiler temperature and pressure, hour, date, number of the weekday.		
allows to plan/program: CLOCK SETUP: hour, date, number of the weekday AUTO ON/OFF: switching ON/OFF time of the machine WORKING DAYS: coffee shop day off DELIVERY TEST CRONO: brewing time (digit chrono) CUP HEATER: cup heater working temperature AUTOSTEAMER: autosteamer temperature REGEN. SOFTNER: water litres to regenerate the softner CHANGE PASSWORD: new password to get access to the display functions	PREINF. SINGLE: preinfusion time for single and double coffee WASHING GROUP IN PROGRESS: single group washing MAINTENANCE: number of coffee to the next maintenance LANGUAGE: ENGL-CEL, ENGL-FRH, ITALIANO, FRANCAIS, DEUTSCHE, ESPANOL, PORTUGUES allows to display: COUNTER LITERS: total used litres of water DOSER ALARM: flowmeter malfunction times TOTAL COFFEES: total coffee done with the automatic touchpad from installation BOILER PRESSURE: boiler pressure	• •

OPTIONAL ON DEMAND	2gr	3gr
Mixed hot water outlet	•	•
External motor pump (air cooling)	•	•
Raised groups	•	•
Cappuccino maker / Milk frothing wand	•	•
Electronic injection autosteamer with adjustable control of speed and of pump capacity. Wand with directing holes for an elliptical steam brewing	•	•
Serial interface for external connection to the cash register	•	•
Lighting cup's LED	•	•
White filter holders for 1 and 2 cups	•	•
Nut wood kit: filter holders and knobs	•	•
Color options and aesthetic customisation	•	•



2gr Automatic



3gr Automatic



2gr TT Automatic
with joystick taps



3gr TT Automatic
with joystick taps

TECHNICAL DATA	2 gr	3 gr
	Voltage/Power	120 V (1F) 2600 - 2930 W
Frequency	Hz	50 - 60
Boiler	Lt	12
Length	mm	740
Width	mm	600
Height	mm	560
Net weight	Kg	65
		96

Color options

Etnica display and Etnica display TT are available in different finishings. Basic model always with satin steel sides with transparent methacrylate and satin steel back panel. Painting: sides and/or back panel in satin steel or painted white, black, rust brown, blue Tiffany, copper. Finishing: nut wood sides, Limited Edition sides (super-mirror steel with satined texture).

All finishings can have different color methacrylate outlines: black, white, green, red, yellow, orange, blue, violet. (Nut sides don't have methacrylate).

Filter holders (black standard) are also available white or nut wood while tap knobs (black standard) are also available in nut wood.

These are all our color options but we are able to evaluate any kind of customisation, whenever it's possible.



Optional:
lighting cup's LED, steel painted
black sides, red methacrylate




satin steel sides
transparent methacrylate



steel painted white sides
transparent methacrylate
white handles




steel painted black sides
transparent methacrylate



methacrylates: black / green / red / yellow / white / orange / blue / violet
satin steel back



methacrylates: black / green / red / yellow / white / orange / blue / violet
satin steel back / steel painted white back
white handles



methacrylates: black / green / red / yellow / white / orange / blue / violet
satin steel back / steel painted black back


BEST
SELLER



Optional:
lighting cup's LED,
steel painted copper sides,
nut wood kit (knobs and filter holders)




steel painted copper sides
transparent methacrylate



methacrylates: black / green / red / yellow / white / orange / blue / violet
satin steel back / steel painted copper back



steel painted blue Tiffany sides
transparent methacrylate




methacrylates: black / green / red / yellow / white / orange / blue / violet
satin steel back / steel painted blue Tiffany back



Optional:
lighting cup's LED,
nut wood sides and kit
(knobs and filter holders)



steel painted rust Tiffany sides
transparent methacrylate



methacrylates: black / green / red / yellow / white / orange / blue / violet
satin steel back / steel painted rust brown back

LIMITED EDITION + LED LIGHT sides

AUTOMATIC

2 gr • 3 gr

Limited Edition sides (super-mirror steel with satined texture) can have many different colour methacrylate outlines: black, white, green, red, yellow, orange, blue, violet.

Are also available without LED back light satin methacrylate outlines.



BEST
SELLER



Optional:
lighting cup's LED,
nut wood kit (knobs and filter holders)

ALL BLACK

AUTOMATIC

2 gr • 3 gr

Also available with all other aesthetic optional: painted steel sides and/or back white, black, rust brown, blue Tiffany, copper, Limited Edition sides (super-mirror steel with satined texture), nut wood sides.

All finishings can have many different colour methacrylate outlines: black, white, green, red, yellow, orange, blue, violet. (Nut sides don't have methacrylate).



Optional:
lighting cup's LED

ALL BLACK

AUTOMATIC

2 gr • 3 gr

Also available with all other aesthetic optional: painted steel sides and/or back white, black, rust brown, blue Tiffany, copper, Limited Edition sides (super-mirror steel with satined texture), nut wood sides.

All finishings can have many different colour methacrylate outlines: black, white, green, red, yellow, orange, blue, violet. (Nut sides don't have methacrylate).

BEST
SELLER



Optional:
lighting cup's LED,
nut wood sides and
kit (knobs and filter holders)

ALL BLACK + LED LIGHT sides

AUTOMATIC

2 gr • 3 gr

With LED back light satin methacrylate outlines.

These outlines are also available with all other aesthetic optional (except for nut wood sides): satin steel sides, other painted sides and Limited Edition sides (super-mirror steel with satined texture).



BEST
SELLER

Optional:
lighting cup's LED

ALL WHITE

AUTOMATIC

2 gr • 3 gr

Also available with all other aesthetic optional: painted steel sides and/or back white, black, rust brown, blue Tiffany, copper, Limited Edition sides (super-mirror steel with satined texture), nut wood sides.

All finishings can have many different colour methacrylate outlines: black, white, green, red, yellow, orange, blue, violet. (Nut sides don't have methacrylate).



Optional:
lighting cup's LED

ALL WHITE

AUTOMATIC

2 gr • 3 gr

Also available with all other aesthetic optional: painted steel sides and/or back white, black, rust brown, blue Tiffany, copper, Limited Edition sides (super-mirror steel with satined texture), nut wood sides.

All finishings can have many different colour methacrylate outlines: black, white, green, red, yellow, orange, blue, violet. (Nut sides don't have methacrylate).



BEST
SELLER

Optional:
lighting cup's LED,
nut wood sides and
kit (knobs and filter holders)

etnica

Evolution

AUTOMATIC PID

2 gr • 3 gr Touch screen

preinfusion and extraction Flow-Time graph

Developed in the evolution of the Etnica TT, maintaining the iconic design appreciated throughout the world, it blends consolidated classic technical concepts with innovative technology obtaining very high performance.

Very high control of preinfusion and dispensing

Precision and reliability of temperature and pressure

Energy saving

Ease of maintenance



High performance micro controllers: with the use of high performance control and management processors, both on the power board and on the display board, to manage, control and display coffee brewing parameters.

Preinfusion and coffee dose programming: programming of the preinfusion time and the overall volume of the doses, for each single selection and for each group.

Displays of the dispensing status: using the touch screen, the quantity of water and its time both in preinfusion and dispensing are displayed in real time. For coffee roasters and professional baristas it is also possible to view a real time **Flow-Time graph (FLOW RATE)** that traces the profile of the preinfusion and dispensing flow of coffee spaced over time.

P PREINFUSION
milliliters - seconds



E EXTRACTION
milliliters - seconds



Boiler steam pressure management: the boiler pressure is controlled via a high-precision pressure transducer which allows adjustment of the boiler temperature with a greater adjustment range. The transducer is supported by an NTC probe to provide additional safety and continuity in addition to detecting the temperature in the boiler and can also control it in the event of the pressure transducer not working. The precision and speed of repetition of the readings of the pressure values leads to a stability and reactivity of the thermal of the machine as the pressure of the boiler varies by a few hundredths of a bar which is equivalent to a very limited thermal oscillation of approximately $0,2^{\circ}\text{C}$ compared to at $3,5^{\circ}\text{C}$ of a machine with a traditional thermoregulation system with an electromechanical pressure switch in which during thermal maintenance, pressure variations of the order of 0.2 bar occur. With this pressure control, the thermal stability is maximized even during intensive use, significantly increasing the thermal capacity.

Energy saving: during all stand-by thanks to the independent electronic control of each one of 3 legs of the heating element, where the consumption drops to 1400 watt from a peak of 4200 watt. Moreover equipped with a certified 10mm thick insulation for further energy saving.

Easier technical maintenance through: pull-out holder containing all the electrical and electronic control; intuitive and tidy named wiring; manual boiler water filling for manual use; possibility of replacing the water inlet solenoid valve in the boiler.



BEST
SELLER

TECHNICAL FEATURES	AUTOMATIC	
	2gr	3gr
Espresso coffee and cappuccino machine with thermosiphonic system, pressure transducer and temperature probe	•	•
E 61 brewing groups (filter holder Ø 58 mm) with 1 PURGE button per group	•	•
Body of stainless steel AISI 304. Finishing of transparent methacrylate	•	•
Boiler of copper with certified 10mm thick insulation with tap for manual discharge, pipes of copper and pipe fittings of brass	•	•
Mixed hot water outlet	•	•
High-precision pressure transducer and temperature probe (NTC probe)	•	•
Single gauge for pump pressure	•	•
Manual and automatic boiler water loading	•	•
Programmable portion control / Single group washing	•	•
Built-in RPM motor pump with AIR cooling / Fluid-o-Tech 200 lt rotary pump	•	•
Waterproof silicone touchpad for each group with 21 mm diam. pushbuttons:	•	•
4 volumetric metering selections programmable from the touchpad directly, 1 programming/hot water button and 1 PURGE button	•	•
2 luminous anti-ice lower mechanical buttons (1 per group) for coffee brewing choice and 1 for water dispensing	•	•
Luminous anti-ice lower mechanical buttons, to switch ON/OFF the machine, the LED lights on the back and/or sides panel and the electric cup heater	•	•
LED indicator for boiler water level (filling - level reached - timeout)	•	•
Glass tube for boiler water level	•	•
Serial interface for external connection to the cash register	•	•
2 multidirectional stainless steel steam wands with manual control from the joystick taps	•	•
1 multidirectional stainless steel hot water wand with manual control from its dedicated button	•	•

TOUCH SCREEN DISPLAY After turning on the machine displays the functional test and malfunction notice.

The Barista can view: operating status of the 3 independent legs of the heating element, Chrono (the quantity of water and its time both in preinfusion and dispensing are displayed in real time), flow-time graph FLOW RATE (it traces the profile of the preinfusion and dispensing flow of coffee spaced over time). These parameters are also displayed with simultaneous dispensing from each group.

The Barista can set and view: date, time, day of the week, auto ON/OFF, day off, language, cup warmer temperature, change barista password, counters page and the malfunction/alam notifications.

If enabled from the Technician the Barista can set: consumption management through the 3 elements of the heating element, boiler temperature and pressure, programming coffee and hot water doses group 1 and 2, programming preinfusion group 1 and 2.

The Technician can set: temperature sensor and pressure transducer, water sensitivity, service cycles, water filter, load with coffee, filling up timeout, temperature units, economy timeout, brewing page, ON/OFF touchpad buttons LED lights idle, change technician password (and all the other barista's settings).

The Technician can enable or disable: dose programming setpoint, preinfusion setpoint group 1 and 2, boiler temperature and pressure setpoint, power limitation, number heating resistors.

OPTIONAL ON DEMAND	2gr	3gr
Flanged boiler of copper with certified 10 mm thick insulation with tap for manual discharge	•	•
Frame entirely in stainless steel AISI 304	•	•
Front panel of pure polished super-mirror stainless steel AISI 304.	•	•
Lighting cup's LED	•	•
Nut wood kit: filter holders and knobs	•	•
Color options and aesthetic customisation	•	•


TECHNICAL DATA		2 gr	3 gr
Voltage/Power	220 - 240 V (1F)	4200 W	5500 W
	380 - 415 V (3F)	4200 W	5500 W
Frequency	Hz	50 - 60	
Boiler	Lt	12,5 / 13 (flanged)	18,9 / 19,4 (flanged)
Length	mm	740	980
Width	mm	600	
Height	mm	560	
Net weight	Kg	85	116



2gr Automatic
full optional



3gr Automatic
full optional



With a new small additional side panel (optional) Etnica Evolution is available in the same different finishes as the Etnica display TT, also combined with each other. Basic model always with satin steel sides with transparent methacrylate and satin steel back panel. Painting: sides and/or back panel in satin steel or matt painted white, black, blue Tiffany, rust brown, copper. Finishing: nut wood sides or Limited Edition sides (super-mirror steel with satined texture).



All finishings can have LED light or different colour methacrylate outlines: black, white, green, red, yellow, orange, blue, violet. (Nut sides don't have methacrylate). Filter holders (black standard) are also available white or nut wood while tap knobs (black standard) are also available in nut wood.

We are able to evaluate any kind of combination among our finishings.

nota

**professional
MANUAL**

1 gr Classic • Thermo PID

In the music and singing art, one of the most important qualities is the control on every note.

"Nota" embodies the essence of the skill, the study, the technique and of the Italian taste... the essence of shapes and contents with the right technique and the right control.

***The most loved by the
passionated home baristas!***

In your small coffee shop, catering service, coffee truck or your own coffee station at home.



Nota is a 1 group professional espresso coffee machine with thermosiphonic supply system, E61 "Levetta" (lever) brewing raised group, 3 litres copper boiler, switch for water loading selection (from tank of 2,2 litres with capacitive level detector or from the water system), professional sized rotary pump for the coffee extraction, automatic boiler water loading, motor pump with air cooling, pipes of copper and pipe fittings of brass, protection thermostat for heating element, separate boiler pressure and pump pressure gauges, 1 signal lamp for working machine and 1 for water lack in the tank, easy to adjust boiler pressure switch essential for different coffee types and blends, frame of satin stainless steel AISI 304.



Nota with **Thermo PID** (F°/C°) and **Digit Chrono**

Perfect for barista and latte art training courses and coffee taste testing.

The Thermo PID with 3 programmed profiles guarantees very high performance of coffee extraction and steam:

Extraction profile suitable for a perfect extraction and for single origin coffee or blend testing;

Latte/Steam profile suitable for an excellent steam performance and Latte Art;

Hybrid profile suitable for an optimal balance between extraction and steaming.



Optional:
joystick taps,
nut wood sides and kit
(knobs and filter holders)



TECHNICAL FEATURES	MANUAL
Espresso coffee and cappuccino machine with thermosiphonic system	1gr
E 61 "Levetta" (lever) brewing raised group (filter holder Ø 58 mm) with manual pre-infusion for the best coffee brewing	•
Frame of satined stainless steel AISI 304	•
Boiler (3 litres) of copper, pipes of copper and pipe fittings of brass	•
Water loading from tank (2,2 litres) with capacitive level detector	•
Water loading from water system	•
Automatic boiler water loading	•
Built-in RPM single-phase motor pump with AIR cooling / Fluid-o-Tech rotary pump	•
1 signal lamp for working machine and 1 for water lack in the tank	•
Protection thermostat for heating element	•
2 gauges: 1 for boiler pressure and 1 for pump pressure	•
Easy to adjust boiler pressure switch	•
1 multidirectional stainless steel steam wand with manual control from the tap knob	•
1 multidirectional stainless steel hot water wand with manual control from the tap knob	•
1 filter holder for 1 cup, 1 filter holder for 2 cups and 1 blind filter	•
LED lights on the back panel	•

OPTIONAL ON DEMAND	
Thermo PID and Digit Chrono	•
Joystick taps	•
Sides in white or black extralight tempered glass, painted steel (white, black, rust brown, octanium, blue Tiffany, oxide, copper), Limited Edition super mirror steel with satin texture, nut wood, LED back light satin methacrylate outlines	•
White filter holders for 1 and 2 cups	•
Nut wood kit: filter holders, knobs and lever	•
Black or white filter holder E.S.E. pod and capsule adapter	•
Steam and water wands with teflon inside cold touch	•
Color options and aesthetic customisation	•

TECHNICAL DATA	1 gr	
Voltage/Power	110 - 120 V (1F)	1500 W
	230 - 240 V (1F)	2000 W
Frequency	Hz	50 - 60
Boiler	Lt	3
Length	mm	370
Width	mm	440
Height	mm	450
Net weight	Kg	30 (+2 with LED sides)



1gr Manual
Classic



+ Thermo PID
and Digit Chrono



1gr Manual Classic
with joystick taps



+ Thermo PID
and Digit Chrono

Color options



steel painted white sides or white tempered extralight glass sides



satin steel back or steel painted white back



with joystick taps



steel painted black sides or black tempered extralight glass sides




satin steel back or steel painted black back



steel painted rust brown sides




satin steel back or steel painted rust brown back



steel painted octanium sides



satin steel back or steel painted octanium back



Color options



steel painted blue Tiffany sides



satin steel back or steel painted blue Tiffany back



steel painted oxide sides



satin steel back or steel painted oxide back



steel painted copper sides



satin steel back or steel painted copper back



nut wood sides



with joystick taps



All black

All white


All blue Tiffany

All oxide

All octanium

All rust brown

All copper



LIMITED EDITION + LED LIGHT sides

professional
MANUAL
1 gr

Limited Edition sides (super-mirror steel with satined texture), are also available without LED back light satin methacrylate outlines.



Optional:
joystick taps,
nut wood kit
(knobs and filter holders)

ALL BLACK

professional
MANUAL
1 gr

Also available with all other aesthetic optional: side panels in extra-light tempered glass white or black, sides and/or back panel steel painted white, black, rust brown, octanium, blue Tiffany, oxide, copper, nut wood sides, Limited Edition sides (super-mirror steel with satined texture), LED back light satin methacrylate outlines.



Optional:
joystick taps

ALL BLACK

professional
MANUAL
1 gr

Also available with all other aesthetic optional: side panels in extra-light tempered glass white or black, sides and/or back panel steel painted white, black, rust brown, octanium, blue Tiffany, oxide, copper, nut wood sides, Limited Edition sides (super-mirror steel with satined texture), LED back light satin methacrylate outlines.



BEST
SELLER

Optional:
joystick taps,
nut wood sides and kit
(knobs and filter holders)

ALL BLACK + LED LIGHT sides

professional
MANUAL
1 gr

With LED back light satin methacrylate outlines.

These outlines are also available with all other aesthetic optional (except for nut wood sides): satin steel sides, other painted sides and Limited Edition sides (super-mirror steel with satined texture).



BEST
SELLER

Optional:
joystick taps

ALL WHITE

professional
MANUAL
1 gr

Also available with all other aesthetic optional: side panels in extra-light tempered glass white or black, sides and/or back panel steel painted white, black, rust brown, octanium, blue Tiffany, oxide, copper, nut wood sides, Limited Edition sides (super-mirror steel with satined texture), LED back light satin methacrylate outlines.



Optional:
joystick taps

ALL WHITE

professional
MANUAL
1 gr

Also available with all other aesthetic optional: side panels in extra-light tempered glass white or black, sides and/or back panel steel painted white, black, rust brown, octanium, blue Tiffany, oxide, copper, nut wood sides, Limited Edition sides (super-mirror steel with satined texture), LED back light satin methacrylate outlines.



BEST
SELLER

Optional:
joystick taps,
nut wood sides and kit
(knobs and filter holders)

etnica

AUTOMATIC • SEMIAUTOMATIC

1 gr **PID** display • 2 gr compact • 2 gr • 2 gr **GAS** • 3 gr

It is dedicated to those ethnic and folk musics, in which we research more and more an historical identity, as they maintain always their originality of sound, of melodies and materials of their instruments.



Etnica 1gr is available in the **automatic PID** and semiautomatic versions with normal and raised E61 gr.

Automatic and semiautomatic versions are available with manual and automatic boiler water loading, motor pump with water cooling, flanged boiler of copper with tap for manual discharge, pipes of copper and pipe fittings of brass, frame of pure polished super-mirror and satined stainless steel AISI 304 finished of methacrylate.

The automatic PID model with display allows the boiler temperature control with a pressure transducer; the programmable portion control and group washing, single gauge for pump pressure.

The **alphanumeric display** after the switch-on it displays the functional test and malfunction notice, boiler filling and filling timeout. It displays boiler filling also when the boiler refills. When the machine is in use, after the functional test the alphanumeric display shows always the boiler temperature and pressure, hour, date and number of the weekday.

It allows to **plan/program**: hour, date, day of the week, switch ON/OFF time of the coffee machine, coffee shop day off, brewing time (digit chrono), cup heater working temperature, autosteamer temperature, water liters to regenerate the softner, new password to get access to the display functions, **pre-infusion time for single and double coffee**, group washing, number of coffee to the next maintenance, to **control the boiler temperature with pressure transducer** and languages (EN-CL, EN-FAH, IT, FR, DE, ES, PT);

it allows to **display**: total used liters of water, flowmeter malfunction times and total coffee done with the automatic touchpad from installation.

Optional: electric cup heater (with ON/OFF switch) with programmable working temperature, external motor pump (air cooling), raised brewing group, cappuccino maker/milk frothing wand, serial interface for external connection to the cash register, white filter holders for 1 and 2 cups, nut wood kit (filter holders and knobs), color options and aesthetic customisation.



TECHNICAL FEATURES	AUTOMATIC	SEMI AUTOMATIC
Espresso coffee and cappuccino machine with thermosiphonic system	1gr	1gr
E 61 brewing group (filter holder Ø 58 mm)	●	●
Frame of pure polished super mirror and sanded stainless steel AISI 304. Finishing of transparent methacrylate	●	●
Flanged boiler of copper with tap for manual discharge, pipes of copper and pipe fittings of brass	●	●
Single gauge for pump pressure	●	●
Manual and automatic boiler water loading	●	●
Programmable portion control / Group washing	●	○
Built-in RPM motor pump with WATER cooling / Fluid-o-Tech rotary pump	●	●
Touchpad with pilot lights for activated brewing buttons:	●	○
6 volumetric metering selections programmable from the touchpad directly and 1 programming button	●	●
1 electromechanical button for brewing choice	●	●
Indicator to inform that machine and cup heater are ON	●	●
LED lights on the back panel (with ON/OFF switch)	●	●
Electric cup heater (with ON/OFF switch) with programmable working temperature	●	optional
LED indicator for boiler water level (filling - level reached - timeout)	●	○
Glass tube for boiler water level	○	●
1 multidirectional stainless steel steam wand with manual control from the tap knob	●	●
1 multidirectional stainless steel hot water wand with manual control from the tap knob	●	●

ALPHAMERIC DISPLAY	AUTOMATIC	SEMI AUTOMATIC
After the switch-on it displays the functional test and malfunction notice, boiler filling, filling timeout. It displays boiler filling also when the boiler refills. When the machine is in use, after the functional test the alphanumeric display shows always the boiler temperature and pressure, hour, date, number of the weekday.	●	○

allows to plan/program:	PREINF. SINGLE: preinfusion time for single and double coffee
CLOCK SETUP: hour, date, number of the weekday	WASHING GROUP IN PROGRESS: group washing
AUTO ON/OFF: switching ON/OFF time of the machine	MAINTENANCE: number of coffee to the next maintenance
WORKING DAYS: coffee shop day off	BOILER TEMPERATURE: to control the boiler temperature with pressure transducer
DELIVERY TEST CRONO: brewing time (digit chrono)	LANGUAGE: ENGL-CEL, ENGL-FAH, ITALIANO, FRANCAIS, DEUTSCHE, ESPANOL, PORTUGUES
CUP HEATER: cup heater working temperature	allows to display:
AUTOSTEAMER: autosteamer temperature	COUNTER LITERS: total used litres of water
REGEN. SOFTNER: water litres to regenerate the softner	DOSER ALARM: flowmeter malfunction times
CHANGE PASSWORD: new password to get access to the display functions	TOTAL COFFEES: total coffee done with the automatic touchpad from installation



1gr Automatic PID display



1gr Semiautomatic

OPTIONAL ON DEMAND	AUTOMATIC	SEMI AUTOMATIC
Electric cup heater (with ON/OFF switch) with programmable working temperature	standard	●
External motor pump (air cooling)	●	●
Raised group	●	●
Cappuccino maker / Milk frothing wand	●	●
Serial interface for external connection to the cash register	●	○
White filter holders for 1 and 2 cups	●	●
Nut wood kit: filter holders and knobs	●	●
Color options and aesthetic customisation	●	●

TECHNICAL DATA	1 gr	
Voltage/Power	120 V (1F)	2000 - 2330 W
	220 - 240 V (1F) / 380 - 415 V (3F)	2500 - 3500 W
Frequency	Hz	50 - 60
Boiler	Lt	6
Length	mm	530
Width	mm	600
Height	mm	560
Net weight	Kg	56

AUTOMATIC • SEMIAUTOMATIC

2 gr compact • 2 gr • 2 gr **GAS** • 3 gr

Etnica is available in the automatic and semiautomatic versions with normal and raised E61 gr. (2 gr. compact, 2 gr., 3 gr.). The automatic models are available with **Digit Chrono** (2 gr. compact excluded), connectability to external display by **Orchestrale** distributor technician for **pre-infusion setting** and other display functions, programmable portion control and single group washing; all models are available with dual gauges for boiler and pump pressure, manual and automatic boiler water loading, motor pump with water cooling, flanged (2 gr. compact excluded) boiler of copper with tap for manual discharge, pipes of copper and pipe fittings of brass, frame of pure polished super-mirror and satined stainless steel AISI 304 finished of methacrylate.

Etnica semiautomatic with 2 groups is also available with **GAS Kit**.

Optional: electric cup heater (with ON/OFF switch) with programmable working temperature, mixed hot water outlet, external motor pump (air cooling), raised brewing groups, cappuccino maker/milk frothing wand, serial interface for external connection to the cash register, white filter holders for 1 and 2 cups, nut wood kit (filter holders and knobs), color options and aesthetic customisation.



TECHNICAL FEATURES	AUTOMATIC			SEMI AUTOMATIC		
	2gr coffee	2gr	3gr	2gr coffee	2gr	3gr
Espresso coffee and cappuccino machine with thermosiphonic system	•	•	•	•	•	•
Connectability to external display (by Orchestrale distributor technician) for pre-infusion setting and other display functions	•	•	•	•	•	•
E 61 brewing groups (filter holder Ø 58 mm)	•	•	•	•	•	•
Frame of pure polished super-mirror and satined stainless steel AISI 304. Finishing of transparent methacrylate	•	•	•	•	•	•
Flanged (2 gr. compact excluded) boiler of copper with tap for manual discharge, pipes of copper and pipe fittings of brass	•	•	•	•	•	•
Dual gauges for boiler and pump pressure	•	•	•	•	•	•
Manual and automatic boiler water loading	•	•	•	•	•	•
Programmable portion control / Single group washing	•	•	•	•	•	•
Built-in RPM motor pump with WATER cooling / Fluid-o-Tech rotary pump	•	•	•	•	•	•
Touchpad for each group with pilot lights for activated brewing buttons: 6 volumetric metering selections programmable from the touchpad directly and 1 programming button	•	•	•	•	•	•
1 electromechanical button for every group for brewing choice (only for 2 groups in the 3 groups version)	•	•	•	•	•	•
Indicator to inform that machine and cup heater are ON	•	•	•	•	•	•
LED lights on the back panel (with ON/OFF switch)	•	•	•	•	•	•
Electric cup heater (with ON/OFF switch) with programmable working temperature	•	•	•	optional		
Digit Chrono	•	•	•	•	•	•
LED indicator for boiler water level (filling - level reached - timeout)	•	•	•	•	•	•
Glass tube for boiler water level	•	•	•	•	•	•
1 multidirectional stainless steel steam wand with manual control from the tap knob	•	•	•	•	•	•
2 multidirectional stainless steel steam wands with manual control from the tap knobs	•	•	•	•	•	•
1 multidirectional stainless steel hot water wand with manual control from the tap knob	•	•	•	•	•	•
1 multidirectional stainless steel hot water wand with manual control from its dedicated button	•	•	•	•	•	•



2gr compact Aut / Sem



2gr Aut / Sem



2gr GAS KIT Sem



3gr Aut / Sem

OPTIONAL ON DEMAND	AUTOMATIC	SEMI AUTOMATIC
Electric cup heater (with ON/OFF switch) with programmable working temperature	standard	• • •
Mixed hot water outlet	• • •	• • •
External motor pump (air cooling)	• • •	• • •
Raised groups	• • •	• • •
Cappuccino maker / Milk frothing wand	• • •	• • •
GAS KIT	• • •	• • •
Serial interface for external connection to the cash register	• • •	• • •
White filter holders for 1 and 2 cups	• • •	• • •
Nut wood kit: filter holders and knobs	• • •	• • •
Color options and aesthetic customisation	• • •	• • •

TECHNICAL DATA	2 gr compact	2 gr	3 gr
	Voltage/Power	2600 - 2930 W	2600 - 2930 W
	3000 - 6650 W	3000 - 6650 W	
Frequency	50 - 60 Hz		
Boiler	7 Lt	12 Lt	17 Lt
Length	530 mm	740 mm	980 mm
Width	600 mm		
Height	560 mm		
Net weight	60 Kg	64 Kg	95 Kg

GAS KIT NOTES: Elnica semiautomatic 2 groups with GAS KIT is really useful in Countries or places with high costs of electricity or with power supply instability. The advantage is also that you can easily connect the machine to a battery by an inverter because the electricity is only for the pump, for the group's solenoid valves and for the control board. When the pressure in the boiler reaches the parameter you setted the flame of the gas kit keeps it stable in order to guarantee the same constant brewing as in Elnica semiautomatic 2 groups without gas kit.

Color options

Etnica is available in different finishings.

Basic model: satin steel sides with transparent methacrylate and satin steel back panel. Painting: sides and/or back panel always in satin steel or painted white, black, rust brown, blue Tiffany, copper. Finishing: Limited Edition sides (super-mirror steel with satined texture) or nut wood sides.

All finishings can have different color methacrylate outlines: black, white, green, red, yellow, orange, blue, violet. (Nut sides don't have methacrylate).

Filter holders (black standard) are also available white or nut wood while tap knobs (black standard) are also available in nut wood.

These are all our color options but we are able to evaluate any kind of customisation, whenever it's possible.



Optional:
steel painted white sides,
nut wood kit (knobs and filter holders)




satin steel sides
transparent methacrylate




steel painted white sides
transparent methacrylate
white handles




steel painted black sides
transparent methacrylate



methacrylates: black / green / red / yellow / white / orange / blue / violet
satin steel back



methacrylates: black / green / red / yellow / white / orange / blue / violet
satin steel back / steel painted white back
white handles



methacrylates: black / green / red / yellow / white / orange / blue / violet
satin steel back / steel painted black back



Optional:
steel painted copper sides,
nut wood kit (knobs and filter holders)

BEST
SELLER



Optional:
nut wood
sides and kit
(knobs and filter holders)




steel painted copper sides
transparent methacrylate




steel painted blue Tiffany sides
transparent methacrylate




steel painted rust brown sides
transparent methacrylate



methacrylates: black / green / red / yellow / white / orange / blue / violet
satin steel back / steel painted copper back



methacrylates: black / green / red / yellow / white / orange / blue / violet
satin steel back / steel painted blue Tiffany back



methacrylates: black / green / red / yellow / white / orange / blue / violet
satin steel back / steel painted rust brown back

LIMITED EDITION + LED LIGHT sides

AUTOMATIC • SEMIAUTOMATIC

2 gr compact • 2 gr • 2 gr GAS • 3 gr

Limited Edition sides (super-mirror steel with satined texture) can have many different colour methacrylate outlines: black, white, green, red, yellow, orange, blue, violet.

Are also available without LED back light satin methacrylate outlines.



BEST
SELLER

Optional:
nut wood kit
(knobs and filter holders)

ALL BLACK

AUTOMATIC • SEMIAUTOMATIC

2 gr compact • 2 gr • 2 gr GAS • 3 gr

Also available with all other aesthetic optional: painted steel sides and/or back white, black, rust brown, blue Tiffany, copper, Limited Edition sides (super-mirror steel with satined texture), nut wood sides.

All finishings can have many different colour methacrylate outlines: black, white, green, red, yellow, orange, blue, violet. (Nut sides don't have methacrylate).



BEST
SELLER

Optional:
nut wood sides and kit
(knobs and filter holders)

ALL BLACK + LED LIGHT sides

AUTOMATIC • SEMIAUTOMATIC

2 gr compact • 2 gr • 2 gr GAS • 3 gr

With LED back light satin methacrylate outlines.

These outlines are also available with all other aesthetic optional (except for nut wood sides): satin steel sides, other painted sides and Limited Edition sides (super-mirror steel with satined texture).



BEST
SELLER

ALL WHITE

AUTOMATIC • SEMIAUTOMATIC

2 gr compact • 2 gr • 2 gr GAS • 3 gr

Also available with all other aesthetic optional: painted steel sides and/or back white, black, rust brown, blue Tiffany, copper, Limited Edition sides (super-mirror steel with satined texture), nut wood sides.

All finishings can have many different colour methacrylate outlines: black, white, green, red, yellow, orange, blue, violet. (Nut sides don't have methacrylate).



Optional:
nut wood sides and kit
(knobs and filter holders)

phonica

AUTOMATIC • SEMIAUTOMATIC

1 gr **PID** display • 2 gr compact • 2 gr • 2 gr **GAS** • 3 gr

Dedicated to Ray Charles' life, with its design, that recalls the shape of the microphones of an unforgettable epoch, Phonica wants to be a tribute to those big and unrepeatable voices of the 20th century, that will always remain in the history of music.



Phonica 1gr is available in the **automatic PID** and semiautomatic versions with normal and raised E61 gr.

Automatic and semiautomatic versions are available with manual and automatic boiler water loading, motor pump with water cooling, flanged boiler of copper with tap for manual discharge, pipes of copper and pipe fittings of brass, frame of pure polished super-mirror and satined stainless steel AISI 304 finished of methacrylate.

The automatic PID model with display allows the boiler temperature control with a pressure transducer; the programmable portion control and group washing, single gauge for pump pressure.

The **alphameric display** after the switch-on it displays the functional test and malfunction notice, boiler filling and filling timeout. It displays boiler filling also when the boiler refills. When the machine is in use, after the functional test the alphameric display shows always the boiler temperature and pressure, hour, date and number of the weekday.

It allows to **plan/program**: hour, date, day of the week, switch ON/OFF time of the coffee machine, coffee shop day off, brewing time (digit chrono), cup heater working temperature, autosteamer temperature, water liters to regenerate the softner, new password to get access to the display functions, **pre-infusion time for single and double coffee**, group washing, number of coffee to the next maintenance, to **control the boiler temperature with pressure transducer** and languages (EN-CL, EN-FAH, IT, FR, DE, ES, PT);

it allows to **display**: total used liters of water, flowmeter malfunction times and total coffee done with the automatic touchpad from installation.

Optional: electric cup heater (with ON/OFF switch) with programmable working temperature, external motor pump (air cooling), raised brewing group, cappuccino maker/milk frothing wand, serial interface for external connection to the cash register, white filter holders for 1 and 2 cups, nut wood kit (filter holders and knobs), color options and aesthetic customisation.



TECHNICAL FEATURES	AUTOMATIC	SEMI AUTOMATIC
Espresso coffee and cappuccino machine with thermosiphonic system	1gr	1gr
E 61 brewing group (filter holder Ø 58 mm)	●	●
Frame of pure polished super mirror and sanded stainless steel AISI 304. Finishing of black methacrylate	●	●
Flanged boiler of copper with tap for manual discharge, pipes of copper and pipe fittings of brass	●	●
Single gauge for pump pressure	●	●
Manual and automatic boiler water loading	●	●
Programmable portion control / Group washing	●	○
Built-in RPM motor pump with WATER cooling / Fluid-o-Tech rotary pump	●	●
Touchpad with pilot lights for activated brewing buttons:	●	○
6 volumetric metering selections programmable from the touchpad directly and 1 programming button	●	●
1 electromechanical button for brewing choice	●	●
Indicator to inform that machine and cup heater are ON	●	●
LED lights on the back panel (with ON/OFF switch)	●	●
Electric cup heater (with ON/OFF switch) with programmable working temperature	●	optional
LED indicator for boiler water level (filling - level reached - timeout)	●	○
Glass tube for boiler water level	○	●
1 multidirectional stainless steel steam wand with manual control from the tap knob	●	●
1 multidirectional stainless steel hot water wand with manual control from the tap knob	●	●

ALPHAMERIC DISPLAY	AUTOMATIC	SEMI AUTOMATIC
After the switch-on it displays the functional test and malfunction notice, boiler filling, filling timeout. It displays boiler filling also when the boiler refills. When the machine is in use, after the functional test the alphanumeric display shows always the boiler temperature and pressure, hour, date, number of the weekday.	●	○

allows to plan/program: CLOCK SETUP: hour, date, number of the weekday AUTO ON/OFF: switching ON/OFF time of the machine WORKING DAYS: coffee shop day off DELIVERY TEST CRONO: brewing time (digit chrono) CUP HEATER: cup heater working temperature AUTOSTEAMER: autosteamer temperature REGEN. SOFTNER: water litres to regenerate the softner CHANGE PASSWORD: new password to get access to the display functions	PREINF. SINGLE: preinfusion time for single and double coffee WASHING GROUP IN PROGRESS: group washing MAINTENANCE: number of coffee to the next maintenance BOILER TEMPERATURE: to control the boiler temperature with pressure transducer LANGUAGE: ENGL-CEL, ENGL-FAH, ITALIANO, FRANCAIS, DEUTSCHE, ESPANOL, PORTUGUES allows to display: COUNTER LITERS: total used litres of water DOSER ALARM: flowmeter malfunction times TOTAL COFFEES: total coffee done with the automatic touchpad from installation
---	--



1gr Automatic PID display



1gr Semiautomatic

OPTIONAL ON DEMAND	AUTOMATIC	SEMI AUTOMATIC
Electric cup heater (with ON/OFF switch) with programmable working temperature	standard	●
External motor pump (air cooling)	●	●
Raised group	●	●
Cappuccino maker / Milk frothing wand	●	●
Serial interface for external connection to the cash register	●	○
White filter holders for 1 and 2 cups	●	●
Nut wood kit: filter holders and knobs	●	●
Color options and aesthetic customisation	●	●

TECHNICAL DATA	1 gr	
Voltage/Power	120 V (1F)	2000 - 2330 W
	220 - 240 V (1F) / 380 - 415 V (3F)	2500 - 3500 W
Frequency	Hz	50 - 60
Boiler	Lt	6
Length	mm	620
Width	mm	560
Height	mm	560
Net weight	Kg	70

AUTOMATIC • SEMIAUTOMATIC

2 gr compact • 2 gr • 2 gr **GAS** • 3 gr

Phonica is available in the automatic and semiautomatic versions with normal and raised E61 gr. (2 gr. compact, 2 gr., 3 gr.). The automatic models are available with **Digit Chrono** (2 gr. compact excluded), connectability to external display by **Orchestrale** distributor technician for **pre-infusion setting** and other display functions, programmable portion control and single group washing; all models are available with dual gauges for boiler and pump pressure, manual and automatic boiler water loading, motor pump with water cooling, flanged (2 gr. compact excluded) boiler of copper with tap for manual discharge, pipes of copper and pipe fittings of brass, frame of pure polished super-mirror and satined stainless steel AISI 304 finished of methacrylate.

Phonica semiautomatic with 2 groups is also available with **GAS Kit**.

Optional: electric cup heater (with ON/OFF switch) with programmable working temperature, mixed hot water outlet, external motor pump (air cooling), raised brewing groups, cappuccino maker/milk frothing wand, serial interface for external connection to the cash register, white filter holders for 1 and 2 cups, nut wood kit (filter holders and knobs), color options and aesthetic customisation.



TECHNICAL FEATURES	AUTOMATIC			SEMI AUTOMATIC		
	2gr co/tp	2gr	3gr	2gr co/tp	2gr	3gr
Espresso coffee and cappuccino machine with thermosiphonic system	●	●	●	○	○	○
Connectability to external display (by Orchestrale distributor technician) for pre-infusion setting and other display functions	●	●	●	○	○	○
E 61 brewing groups (filter holder Ø 58 mm)	●	●	●	●	●	●
Frame of pure polished super-mirror and satined stainless steel AISI 304. Finishing of black methacrylate	●	●	●	●	●	●
Flanged (2 gr. compact excluded) boiler of copper with tap for manual discharge, pipes of copper and pipe fittings of brass	●	●	●	●	●	●
Dual gauges for boiler and pump pressure	●	●	●	●	●	●
Manual and automatic boiler water loading	●	●	●	●	●	●
Programmable portion control / Single group washing	●	●	●	○	○	○
Built-in RPM motor pump with WATER cooling / Fluid-o-Tech rotary pump	●	●	●	●	●	●
Touchpad for each group with pilot lights for activated brewing buttons: 6 volumetric metering selections programmable from the touchpad directly and 1 programming button	●	●	●	○	○	○
1 electromechanical button for every group for brewing choice (only for 2 groups in the 3 groups version)	●	●	●	●	●	●
Indicator to inform that machine and cup heater are ON	●	●	●	●	●	●
LED lights on the back panel (with ON/OFF switch)	●	●	●	●	●	●
Electric cup heater (with ON/OFF switch) with programmable working temperature	●	●	●	optional		
Digit Chrono	○	●	●	○	○	○
LED indicator for boiler water level (filling - level reached - timeout)	○	●	●	○	○	○
Glass tube for boiler water level	○	○	○	○	●	●
1 multidirectional stainless steel steam wand with manual control from the tap knob	●	○	○	●	○	○
2 multidirectional stainless steel steam wands with manual control from the tap knobs	○	●	●	○	●	●
1 multidirectional stainless steel hot water wand with manual control from the tap knob	●	○	○	●	○	○
1 multidirectional stainless steel hot water wand with manual control from its dedicated button	○	●	●	○	●	●



2gr compact Aut / Sem



2gr Aut / Sem



2gr GAS Kit Sem



3gr Aut / Sem

OPTIONAL ON DEMAND	AUTOMATIC			SEMI AUTOMATIC		
Electric cup heater (with ON/OFF switch) with programmable working temperature	standard			●	●	●
Mixed hot water outlet	○	●	●	○	○	○
External motor pump (air cooling)	●	●	●	●	●	●
Raised groups	●	●	●	●	●	●
Cappuccino maker / Milk frothing wand	●	●	●	●	●	●
GAS KIT	○	○	○	○	●	○
Serial interface for external connection to the cash register	●	●	●	○	○	○
White filter holders for 1 and 2 cups	●	●	●	●	●	●
Nut wood kit: filter holders and knobs	●	●	●	●	●	●
Color options and aesthetic customisation	●	●	●	●	●	●

TECHNICAL DATA	2 gr compact	2 gr	3 gr
	Voltage/Power	2600 - 2930 W	2600 - 2930 W
	3000 - 6650 W	3000 - 6650 W	
Frequency	50 - 60 Hz		
Boiler	7 Lt	12 Lt	17 Lt
Length	620 mm	830 mm	1060 mm
Width	560 mm		
Height	560 mm		
Net weight	78 Kg	84 Kg	100 Kg

GAS KIT NOTES: Phonica semi-automatic 2 groups with GAS KIT is really useful in Countries or places with high costs of electricity or with power supply instability. The advantage is also that you can easily connect the machine to a battery by an inverter because the electricity is only for the pump, for the group's solenoid valves and for the control board. When the pressure in the boiler reaches the parameter you setted the flame of the gas kit keeps it stable in order to guarantee the same constant brewing as in Phonica semi-automatic 2 groups without gas kit.

Color options

Phonica is available in different finishings.

Basic model: satin steel sides with black methacrylate and satin steel back panel. Painting: sides and back panel always in satin steel or painted white, black, rust brown, blue Tiffany, copper.

All finishings can have different color methacrylates: white, green, red, yellow, orange, blue, violet, silver mirror, gold mirror.

Filter holders (black standard) are also available white or nut wood while tap knobs (black standard) are also available in nut wood.

These are all our color options but we are able to evaluate any kind of customisation, whenever it's possible.



Optional:
steel painted
black sides,
gold mirror methacrylate



satin steel sides
black methacrylate



steel painted white sides
black methacrylate
white handles



steel painted black sides
white methacrylate


BEST
SELLER



methacrylates: white / green / red / yellow / orange / blue / violet / gold / silver
satin steel back



methacrylates: white / green / red / yellow / orange / blue / violet / gold / silver
steel painted white back
white handles



methacrylates: black / green / red / yellow / orange / blue / violet / gold / silver
steel painted black back



Optional:
steel painted
blue Tiffany sides,
white methacrylate,
nut wood kit
(knobs and filter holders)



Optional:
steel painted
rust brown sides,
white methacrylate,
nut wood kit
(knobs and filter holders)




steel painted blue Tiffany sides
white methacrylate




steel painted copper sides
white methacrylate




steel painted rust brown sides
white methacrylate



methacrylates: black / green / red / yellow / orange / blue / violet / gold / silver
steel painted blue Tiffany back



methacrylates: black / green / red / yellow / orange / blue / violet / gold / silver
steel painted copper back



methacrylates: black / green / red / yellow / orange / blue / violet / gold / silver
steel painted rust brown back

ALL BLACK

AUTOMATIC • SEMIAUTOMATIC

2 gr compact • 2 gr • 2 gr GAS • 3 gr

Also available with all other aesthetic optional: painted steel sides and/or back white, black, rust brown, blue Tiffany, copper.

All finishings can have many different colour methacrylate: white, green, red, yellow, orange, blue, violet, silver mirror, gold mirror.



BEST
SELLER

Optional:
gold mirror methacrylate


ALL WHITE

AUTOMATIC • SEMIAUTOMATIC

2 gr compact • 2 gr • 2 gr GAS • 3 gr

Also available with all other aesthetic optional: painted steel sides and/or back white, black, rust brown, blue Tiffany, copper.

All finishings can have many different colour methacrylate: white, green, red, yellow, orange, blue, violet, silver mirror, gold mirror.




Optional:
gold mirror methacrylate

Aesthetic & Logo customisation

We are able to evaluate any kind of customisation about logos, materials and paints.



74 cm



45,5 cm





Strumenti per l'Espresso

Italian Design



Elegance



Strength

Ergonomics



Functionality



Consistency

Cups



Latte Art



Light



Charm



Courtesy



The satisfaction of the highest demands



Strumenti per l'Espresso

Luxury Yacht Club
Tuscany





Tichino - Dubai



Artisée Samsung Town
South Korea



Yuma Motors - Thailand



Bangkok - Thailand



9 Street - Chiang Mai - Thailand



Melbourne - Australia



Radolfzell - Germany



Piece of Cake - Cocor - Bucarest - Romania



Grand Café Nel
Amsterdam - The Netherlands



Treasure Coffee - Bali - Indonesia



A Day Café - Taipei - Taiwan



ArtCube Event
London - England



Rotterdam
The Netherlands

International events and exhibitions

From 2007 Orchestrale is directly or through its Distributors involved not only on competition but also on International Events.



Strumenti per l'Espresso

Quality and design are the main reasons why our Distributors and Customers choose Orchestrale: the most important requirements we ask for to our Distributors are technical competence and after sales assistance for all the Customers.

These requirements are the real reason why Orchestrale is a chance for our Distributors to satisfy their Clients; furthermore through showroom, fairs and events our Distributors' Clients can personally see and test the quality and the reliability of our products.

Thank you for choosing Orchestrale.

Vito Bettiol

Marco Breda



Strumenti per l'Espresso

100% made in Italy

www.orchestrale.com



Orchestrale Coffee Machines

D.I.D. srl - Via Enrico Reginato,16 31100 Treviso - ITALY - Tel. 0039 0422 308700