

etnica

Evolution

AUTOMATIC PID

2 gr • 3 gr Touch screen

preinfusion and extraction Flow-Time graph

Developed in the evolution of the Etnica TT, maintaining the iconic design appreciated throughout the world, it blends consolidated classic technical concepts with innovative technology obtaining very high performance.

Very high control of preinfusion and dispensing

Precision and reliability of temperature and pressure

Energy saving

Ease of maintenance



High performance micro controllers: with the use of high performance control and management processors, both on the power board and on the display board, to manage, control and display coffee brewing parameters.

Preinfusion and coffee dose programming: programming of the preinfusion time and the overall volume of the doses, for each single selection and for each group.

Displays of the dispensing status: using the **touch screen**, the quantity of water and its time both in preinfusion and dispensing are displayed in real time. For coffee roasters and professional baristas it is also possible to view a real time **Flow-Time graph (FLOW RATE)** that traces the profile of the preinfusion and dispensing flow of coffee spaced over time.

P PREINFUSION
milliliters - seconds



E EXTRACTION
milliliters - seconds



Boiler steam pressure management: the boiler pressure is controlled via a **high-precision pressure transducer** which allows adjustment of the boiler temperature with a greater adjustment range. The transducer is supported by an **NTC probe** to provide additional safety and continuity in addition to detecting the temperature in the boiler and can also control it in the event of the pressure transducer not working. The precision and speed of repetition of the readings of the pressure values leads to a stability and reactivity of the thermal of the machine as the pressure of the boiler varies by a few hundredths of a bar which is equivalent to a very limited thermal oscillation of approximately **0,2°C compared to at 3,5°C** of a machine with a traditional thermoregulation system with an electromechanical pressure switch in which during thermal maintenance, pressure variations of the order of 0.2 bar occur. With this pressure control, the thermal stability is maximized even during intensive use, significantly increasing the thermal capacity.

Energy saving: during all stand-by thanks to the **independent electronic control of each one of 3 legs of the heating element**, where the **consumption drops to 1400 watt from a peak of 4200 watt**. Moreover equipped with a **certified 10mm thick insulation** for further energy saving.

Easier technical maintenance through: **pull-out holder** containing all the electrical and electronic control; **intuitive and tidy named wiring**; **manual boiler water filling** for manual use; **possibility of replacing the water inlet solenoid valve** in the boiler.



BEST
SELLER



With a new small additional side panel (optional) Etnica Evolution is available in the same different finishes as the Etnica display TT, also combined with each other. Basic model always with satin steel sides with transparent methacrylate and satin steel back panel. Painting: sides and/or back panel in satin steel or matt painted white, black, blue Tiffany, rust brown, copper. Finishing: nut wood sides or Limited Edition sides (super-mirror steel with satined texture).



All finishings can have LED light or different colour methacrylate outlines: black, white, green, red, yellow, orange, blue, violet. (Nut sides don't have methacrylate). Filter holders (black standard) are also available white or nut wood while tap knobs (black standard) are also available in nut wood.



We are able to evaluate any kind of combination among our finishings.


ALL BLACK

AUTOMATIC

3 gr

Also available with all other aesthetic optional: painted steel sides and/or back white, black, rust brown, blue Tiffany, copper, Limited Edition sides (super-mirror steel with satined texture), nut wood sides.

All finishings can have many different colour methacrylate outlines: black, white, green, red, yellow, orange, blue, violet. (Nut sides don't have methacrylate).



Optional:
lighting cup's LED

All black
transparent methacrylate



All black back
transparent methacrylate



All black
black methacrylate

All black
white methacrylate



All black
green methacrylate



All black
red methacrylate



All black
yellow methacrylate



All black
orange methacrylate



All black
blue methacrylate

All black
violet methacrylate



ALL BLACK + LED LIGHT sides

AUTOMATIC
3 gr

With LED back light satin methacrylate outlines.

These outlines are also available with all other aesthetic optional (except for nut wood sides): satin steel sides, other painted sides and Limited Edition sides (super-mirror steel with satined texture).



BEST
SELLER

Optional:
lighting cup's LED

ALL WHITE

AUTOMATIC

3 gr

Also available with all other aesthetic optional: painted steel sides and/or back white, black, rust brown, blue Tiffany, copper, Limited Edition sides (super-mirror steel with satined texture), nut wood sides.

All finishings can have many different colour methacrylate outlines: black, white, green, red, yellow, orange, blue, violet. (Nut sides don't have methacrylate).



Optional:
lighting cup's LED

All white
transparent methacrylate

All white back
transparent methacrylate



All white
black methacrylate



All white
white methacrylate



All white
green methacrylate



All white
red methacrylate



All white
yellow methacrylate



All white
orange methacrylate



All white
blue methacrylate



All white
violet methacrylate



ALL WHITE + LED LIGHT sides

AUTOMATIC
3 gr

With LED back light satin methacrylate outlines.

These outlines are also available with all other aesthetic optional (except for nut wood sides): satin steel sides, other painted sides and Limited Edition sides (super-mirror steel with satined texture).



Optional:
lighting cup's LED

satin steel sides
transparent methacrylate

satin steel back
satin steel sides
transparent methacrylate



satin steel sides
black methacrylate



satin steel sides
white methacrylate



satin steel sides
green methacrylate

satin steel sides
red methacrylate



satin steel sides
yellow methacrylate

satin steel sides
orange methacrylate



satin steel sides
blue methacrylate



satin steel sides
violet methacrylate



SATIN STEEL + LED LIGHT sides

AUTOMATIC
3 gr

With LED back light satin methacrylate outlines.

These outlines are also available with all other aesthetic optional (except for nut wood sides): satin steel sides, other painted sides and Limited Edition sides (super-mirror steel with satined texture).



Optional:
lighting cup's LED

Limited Edition sides
transparent methacrylate

satin steel back
Limited Edition sides
transparent methacrylate



Limited Edition sides
black methacrylate



Limited Edition sides
white methacrylate




Limited Edition sides
green methacrylate

Limited Edition sides
red methacrylate



Limited Edition sides
yellow methacrylate

Limited Edition sides
orange methacrylate



Limited Edition sides
blue methacrylate



Limited Edition sides
violet methacrylate



LIMITED EDITION + LED LIGHT sides

AUTOMATIC
3 gr

With LED back light satin methacrylate outlines.

These outlines are also available with all other aesthetic optional (except for nut wood sides): satin steel sides, other painted sides and Limited Edition sides (super-mirror steel with satined texture).



Optional:
lighting cup's LED

steel painted **black** sides
transparent methacrylate



satin steel back
steel painted **black** sides
transparent methacrylate



steel painted **black** back
steel painted **black** sides
transparent methacrylate



steel painted **black** sides
black methacrylate



steel painted **black** sides
white methacrylate



steel painted **black** sides
green methacrylate



steel painted **black** sides
red methacrylate



steel painted **black** sides
yellow methacrylate



steel painted **black** sides
orange methacrylate



steel painted **black** sides
blue methacrylate



steel painted **black** sides
violet methacrylate



BLACK + LED LIGHT sides

AUTOMATIC
3 gr

With LED back light satin methacrylate outlines.

These outlines are also available with all other aesthetic optional (except for nut wood sides): satin steel sides, other painted sides and Limited Edition sides (super-mirror steel with satined texture).



Optional:
lighting cup's LED

steel painted **white** sides
transparent methacrylate
white handles



satin steel back
steel painted **white** sides
transparent methacrylate



steel painted **white** back
steel painted **white** sides
transparent methacrylate



steel painted **white** sides
black methacrylate
white handles



steel painted **white** sides
white methacrylate
white handles



steel painted **white** sides
green methacrylate
white handles



steel painted **white** sides
red methacrylate
white handles



steel painted **white** sides
yellow methacrylate
white handles



steel painted **white** sides
orange methacrylate
white handles



steel painted **white** sides
blue methacrylate
white handles



steel painted **white** sides
violet methacrylate
white handles



WHITE + LED LIGHT sides

AUTOMATIC
3 gr

With LED back light satin methacrylate outlines.

These outlines are also available with all other aesthetic optional (except for nut wood sides): satin steel sides, other painted sides and Limited Edition sides (super-mirror steel with satined texture).



Optional:
white handles,
lighting cup's LED

steel painted **copper** sides
transparent methacrylate



satin steel back
steel painted **copper** sides
transparent methacrylate



steel painted **copper** back
steel painted **copper** sides
transparent methacrylate



steel painted **copper** sides
black methacrylate



steel painted **copper** sides
white methacrylate



steel painted **copper** sides
green methacrylate



steel painted **copper** sides
red methacrylate



steel painted **copper** sides
yellow methacrylate



steel painted **copper** sides
orange methacrylate



steel painted **copper** sides
blue methacrylate



steel painted **copper** sides
violet methacrylate



COPPER + LED LIGHT sides

AUTOMATIC
3 gr

With LED back light satin methacrylate outlines.

These outlines are also available with all other aesthetic optional (except for nut wood sides): satin steel sides, other painted sides and Limited Edition sides (super-mirror steel with satined texture).




Optional:
lighting cup's LED

steel painted **blue Tiffany** sides
transparent methacrylate
white handles



satin steel back
steel painted
blue Tiffany sides
transparent methacrylate



steel painted
blue Tiffany back
steel painted
blue Tiffany sides
transparent methacrylate



steel painted **blue Tiffany** sides
black methacrylate
white handles



steel painted **blue Tiffany** sides
white methacrylate
white handles



steel painted **blue Tiffany** sides
green methacrylate
white handles



steel painted **blue Tiffany** sides
red methacrylate
white handles



steel painted **blue Tiffany** sides
yellow methacrylate
white handles



steel painted **blue Tiffany** sides
orange methacrylate
white handles



steel painted **blue Tiffany** sides
blue methacrylate
white handles



steel painted **blue Tiffany** sides
violet methacrylate
white handles



BLUE TIFFANY + LED LIGHT sides

AUTOMATIC
3 gr

With LED back light satin methacrylate outlines.

These outlines are also available with all other aesthetic optional (except for nut wood sides): satin steel sides, other painted sides and Limited Edition sides (super-mirror steel with satined texture).



Optional:
white handles,
lighting cup's LED

steel painted **rust brown** sides
transparent methacrylate



satin steel back
steel painted
rust brown sides
transparent methacrylate



steel painted
rust brown back
steel painted
rust brown sides
transparent methacrylate



steel painted **rust brown** sides
black methacrylate



steel painted **rust brown** sides
white methacrylate



steel painted **rust brown** sides
green methacrylate



steel painted **rust brown** sides
red methacrylate



steel painted **rust brown** sides
yellow methacrylate



steel painted **rust brown** sides
orange methacrylate



steel painted **rust brown** sides
blue methacrylate



steel painted **rust brown** sides
violet methacrylate



RUST BROWN + LED LIGHT sides

AUTOMATIC
3 gr

With LED back light satin methacrylate outlines.

These outlines are also available with all other aesthetic optional (except for nut wood sides): satin steel sides, other painted sides and Limited Edition sides (super-mirror steel with satined texture).



Optional:
lighting cup's LED

nut wood sides
nut wood kit



satin steel back
nut wood sides



ALL COPPER

AUTOMATIC

3 gr


Also available with all other aesthetic optional: painted steel sides and/or back white, black, rust brown, blue Tiffany, copper, Limited Edition sides (super-mirror steel with satined texture), nut wood sides.

All finishings can have many different colour methacrylate outlines: black, white, green, red, yellow, orange, blue, violet. (Nut sides don't have methacrylate).




Optional:
lighting cup's LED

All copper
transparent methacrylate




All copper back
transparent methacrylate




All copper
black methacrylate



All copper
white methacrylate




All copper
green methacrylate




All copper
red methacrylate




All copper
yellow methacrylate




All copper
orange methacrylate



All copper
blue methacrylate



All copper
violet methacrylate




ALL COPPER + LED LIGHT sides

AUTOMATIC
3 gr

With LED back light satin methacrylate outlines.

These outlines are also available with all other aesthetic optional (except for nut wood sides): satin steel sides, other painted sides and Limited Edition sides (super-mirror steel with satined texture).



Optional:
lighting cup's LED

ALL BLUE TIFFANY

AUTOMATIC

3 gr


Also available with all other aesthetic optional: painted steel sides and/or back white, black, rust brown, blue Tiffany, copper, Limited Edition sides (super-mirror steel with satined texture), nut wood sides.

All finishings can have many different colour methacrylate outlines: black, white, green, red, yellow, orange, blue, violet. (Nut sides don't have methacrylate).




Optional:
lighting cup's LED


All blue Tiffany
transparent methacrylate




All blue Tiffany back
transparent methacrylate



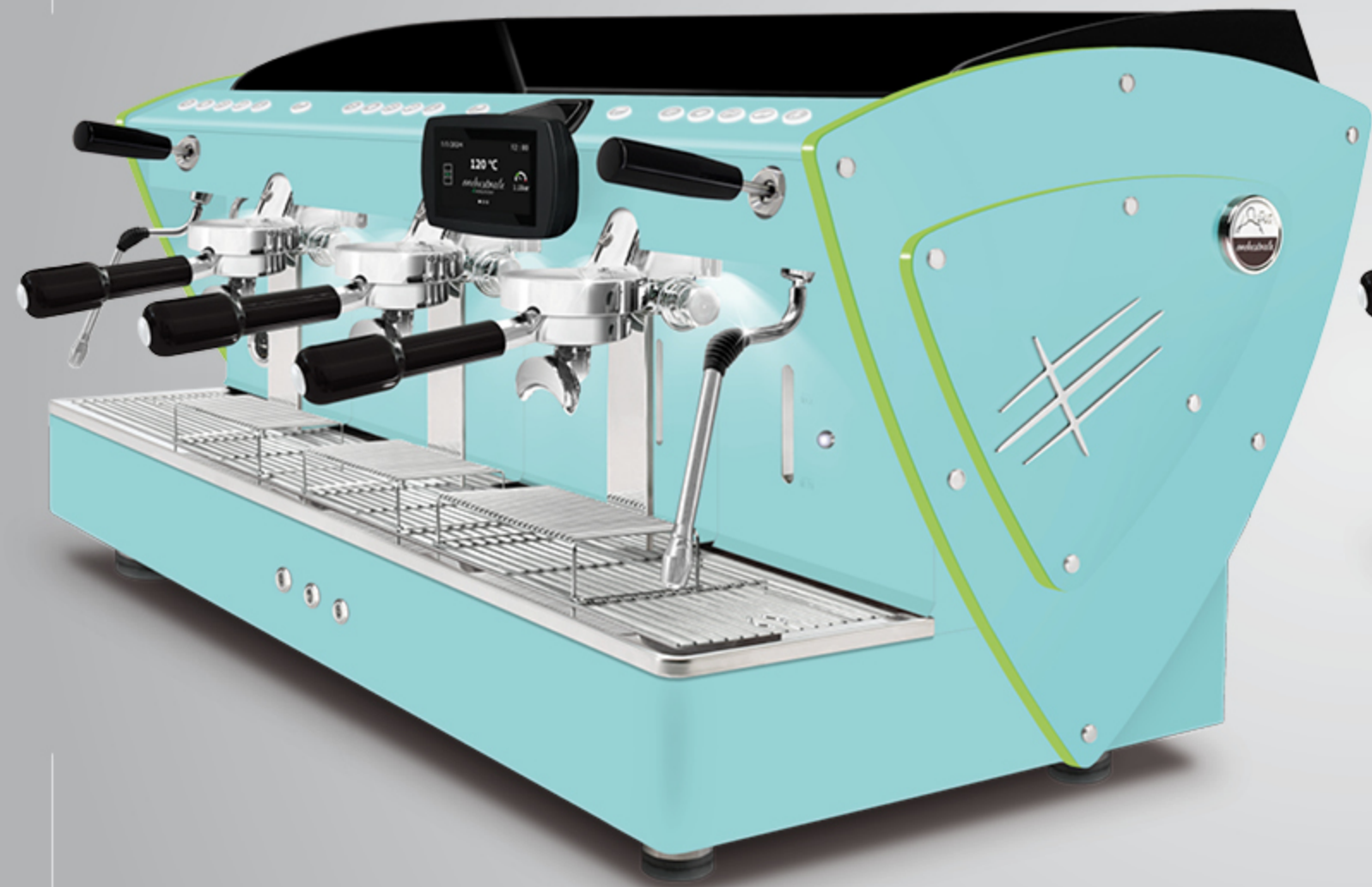
All blue Tiffany
black methacrylate



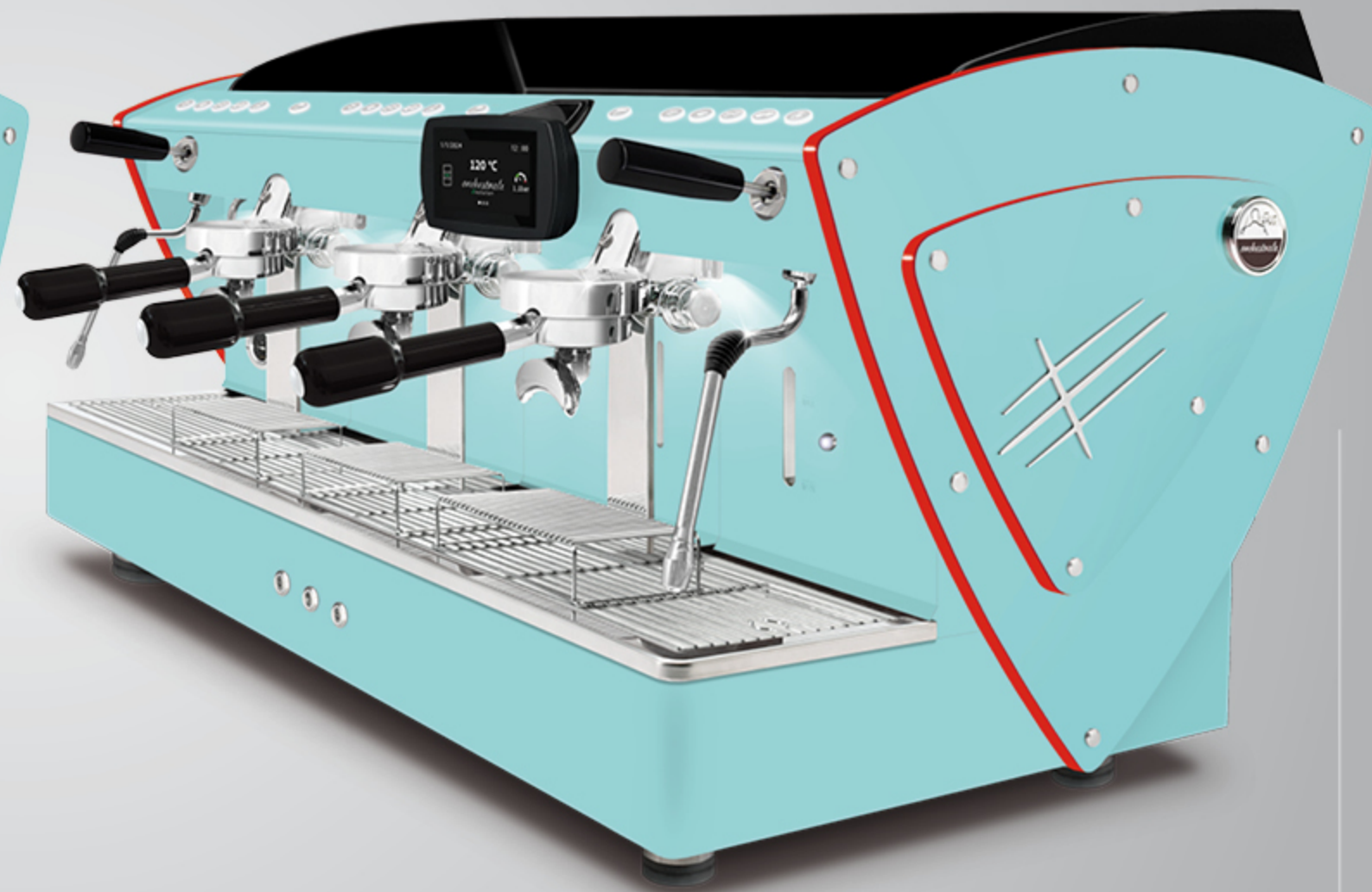
All blue Tiffany
white methacrylate



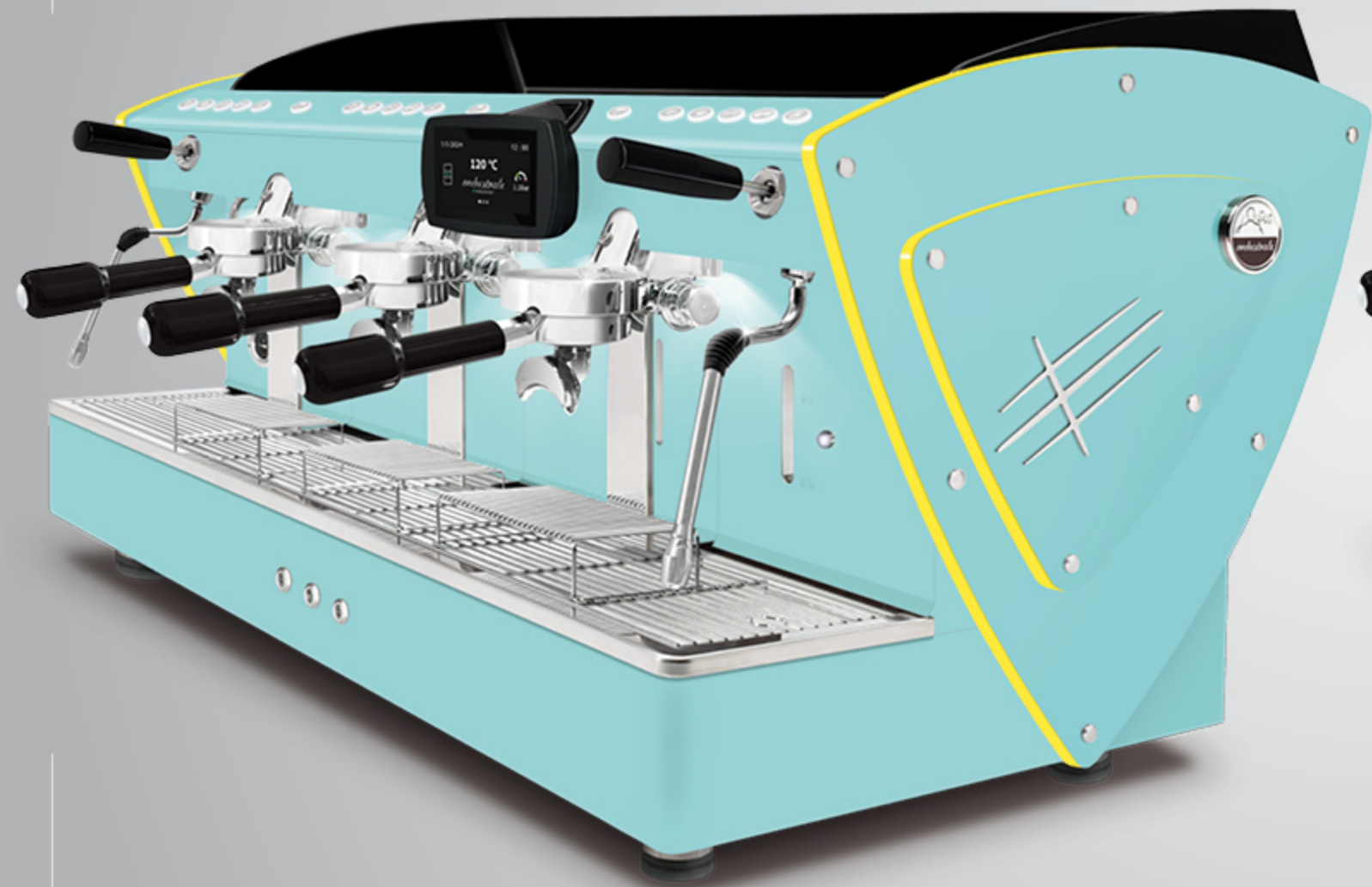
All blue Tiffany
green methacrylate




All blue Tiffany
red methacrylate



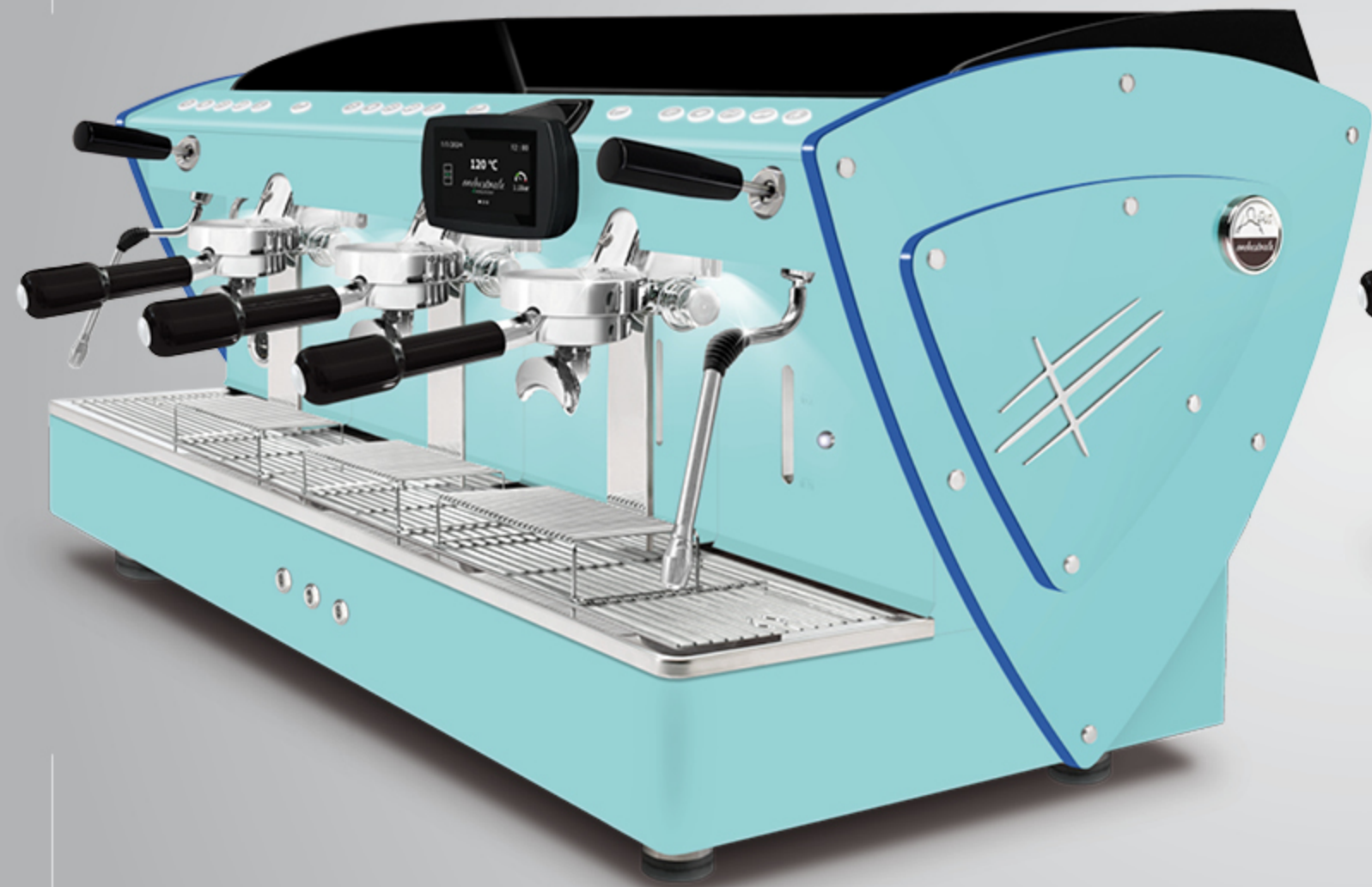
All blue Tiffany
yellow methacrylate



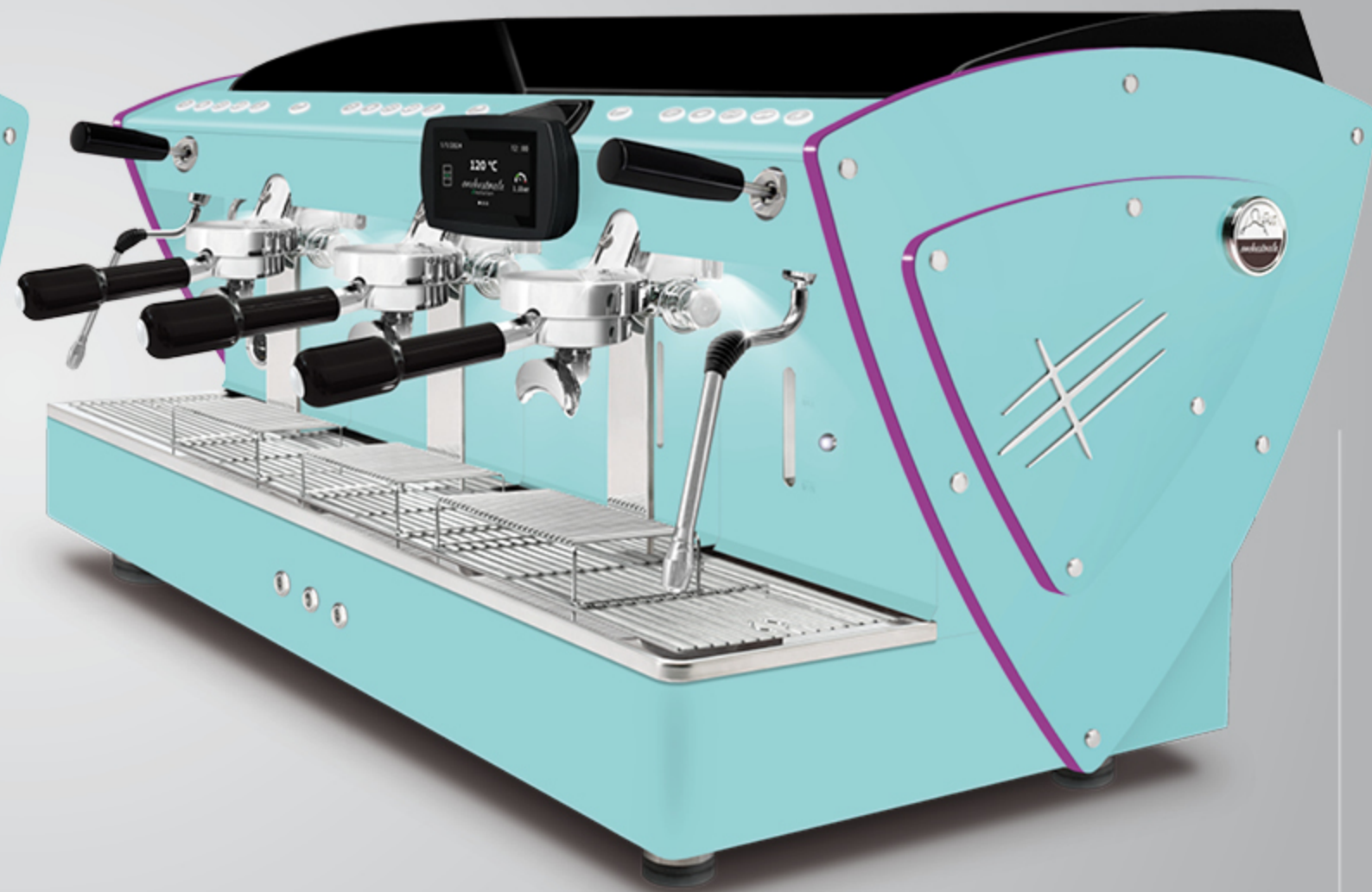
All blue Tiffany
orange methacrylate



All blue Tiffany
blue methacrylate



All blue Tiffany
violet methacrylate




ALL BLUE TIFFANY + LED LIGHT sides

AUTOMATIC
3 gr

With LED back light satin methacrylate outlines.

These outlines are also available with all other aesthetic optional (except for nut wood sides): satin steel sides, other painted sides and Limited Edition sides (super-mirror steel with satined texture).



Optional:
lighting cup's LED

ALL RUST BROWN

AUTOMATIC

3 gr

Also available with all other aesthetic optional: painted steel sides and/or back white, black, rust brown, blue Tiffany, copper, Limited Edition sides (super-mirror steel with satined texture), nut wood sides.

All finishings can have many different colour methacrylate outlines: black, white, green, red, yellow, orange, blue, violet. (Nut sides don't have methacrylate).



Optional:
lighting cup's LED

All rust brown
transparent methacrylate



All rust brown back
transparent methacrylate



All rust brown
black methacrylate



All rust brown
white methacrylate



All rust brown
green methacrylate



All rust brown
red methacrylate



All rust brown
yellow methacrylate



All rust brown
orange methacrylate



All rust brown
blue methacrylate



All rust brown
violet methacrylate



ALL RUST BROWN + LED LIGHT sides

AUTOMATIC
3 gr

With LED back light satin methacrylate outlines.

These outlines are also available with all other aesthetic optional (except for nut wood sides): satin steel sides, other painted sides and Limited Edition sides (super-mirror steel with satined texture).



Optional:
lighting cup's LED

TECHNICAL FEATURES	AUTOMATIC	
	2gr	3gr
Espresso coffee and cappuccino machine with thermosiphonic system, pressure transducer and temperature probe		
E 61 brewing groups (filter holder Ø 58 mm) with 1 PURGE button per group	•	•
Body of stainless steel AISI 304. Finishing of transparent methacrylate	•	•
Boiler of copper with certified 10mm thick insulation with tap for manual discharge, pipes of copper and pipe fittings of brass	•	•
Mixed hot water outlet	•	•
High-precision pressure transducer and temperature probe (NTC probe)	•	•
Single gauge for pump pressure	•	•
Manual and automatic boiler water loading	•	•
Programmable portion control / Single group washing	•	•
Built-in RPM motor pump with AIR cooling / Fluid-o-Tech 200 lt rotary pump	•	•
Waterproof silicone touchpad for each group with 21 mm diam. pushbuttons:		
4 volumetric metering selections programmable from the touchpad directly, 1 programming/hot water button and 1 PURGE button	•	•
2 luminous anti-ice lower mechanical buttons (1 per group) for coffee brewing choice and 1 for water dispensing	•	•
Luminous anti-ice lower mechanical buttons, to switch ON/OFF the machine, the LED lights on the back and/or sides panel and the electric cup heater	•	•
LED indicator for boiler water level (filling - level reached - timeout)	•	•
Glass tube for boiler water level	•	•
Serial interface for external connection to the cash register	•	•
2 multidirectional stainless steel steam wands with manual control from the joystick taps	•	•
1 multidirectional stainless steel hot water wand with manual control from its dedicated button	•	•

TOUCH SCREEN DISPLAY After turning on the machine displays the functional test and malfunction notice.

The Barista can view: operating status of the 3 independent legs of the heating element, Chrono (the quantity of water and its time both in preinfusion and dispensing are displayed in real time), flow-time graph FLOW RATE (it traces the profile of the preinfusion and dispensing flow of coffee spaced over time). These parameters are also displayed with simultaneous dispensing from each group.

The Barista can set and view: date, time, day of the week, auto ON/OFF, day off, language, cup warmer temperature, change barista password, counters page and the malfunction/alarm notifications.

If enabled from the Technician the Barista can set: consumption management through the 3 elements of the heating element, boiler temperature and pressure, programming coffee and hot water doses group 1 and 2, programming preinfusion group 1 and 2.

The Technician can set: temperature sensor and pressure transducer, water sensitivity, service cycles, water filter, load with coffee, filling up timeout, temperature units, economy timeout, brewing page, ON/OFF touchpad buttons LED lights idle, change technician password (and all the other barista's settings).

The Technician can enable or disable: dose programming setpoint, preinfusion setpoint group 1 and 2, boiler temperature and pressure setpoint, power limitation, number heating resistors.

OPTIONAL ON DEMAND	2gr	3gr
Flanged boiler of copper with certified 10 mm thick insulation with tap for manual discharge	•	•
Frame entirely in stainless steel AISI 304	•	•
Front panel of pure polished super-mirror stainless steel AISI 304.	•	•
Lighting cup's LED	•	•
Nut wood kit: filter holders and knobs	•	•
Color options and aesthetic customisation	•	•

TECHNICAL DATA		2 gr	3 gr
Voltage/Power	220 - 240 V (1F)	4200 W	5500 W
	380 - 415 V (3F)	4200 W	5500 W
Frequency	Hz	50 - 60	
Boiler	Lt	12,5 / 13 (flanged)	18,9 / 19,4 (flanged)
Length	mm	740	980
Width	mm	600	
Height	mm	560	
Net weight	Kg	85	116



2gr Automatic full optional



3gr Automatic full optional